

 Johannesburg Water	OCCUPATIONAL HEALTH & SAFETY (OHS) SPECIFICATION	
	PROJECT NUMBER:	JW 14060RRR
	PROJECT LOCATION:	Northern WWTW
	PROJECT DESCR:	Northern Wastewater Treatment Works Dewatering Building Belt Press Replacement and Associated Ancillaries

VOLUME 2

Occupational Health & Safety Specification

JW 14060RRR

NORTHERN WASTEWATER TREATMENT WORKS DEWATERING BUILDING BELT PRESS REPLACEMENT AND ASSOCIATED ANCILLARIES

Prepared by: M. Mosia OHS Department 65 Ntemi Piliso Street Newtown 2000 Tel: +27 11 688 1476	PRINCIPAL CONTRACTOR:	
	CEO (16.1 APPOINTEE):	
	TELEPHONE NUMBER:	
	FAX NUMBER	
	E-MAIL ADDRESS:	
	SIGNATURE:	

 Johannesburg Water	OCCUPATIONAL HEALTH & SAFETY (OHS) SPECIFICATION	
	PROJECT NUMBER:	JW 14060RRR
	PROJECT LOCATION:	Northern WWTW
	PROJECT DESCR:	Northern Wastewater Treatment Works Dewatering Building Belt Press Replacement and Associated Ancillaries

General Notification

This document forms an integral part of the Contract Specification and, in particular, shall constitute the Client's (Johannesburg Water SOC Ltd.) Occupational Health & Safety (OHS) Specification, as required by the Construction Regulations, 2014, as promulgated under the Occupational Health and Safety Act (Act no. 85 of 1993). The Specification shall furthermore be applied for the management of Mandatories performing activities for or on behalf of Johannesburg Water SOC Ltd, irrespective whether the contract work constitutes construction work or not.

The Contract Specification is contained in Volume 1 of the contract documents in Part 3: Scope of Work.

Acknowledgements

This Occupational Health & Safety (OHS) Specification was developed by the internal OHS Department for the sole use by Johannesburg Water SOC Ltd. The issue date of this OHS Specification is September 2016.

ITEM	Page no
1. Introduction	6
1.1 JW's commitment to SHE management	6-7
1.2 Scope of SHE specification	7
1.3 Omissions	7
1.4 Change management	7
2. Overview of contractor management	7
2.1 Contractor management process	8
3. OHS Documentation	9
3.1 Safety file	9
3.2 Principal Contractor appointment	9-10
3.3 37.2 agreement	10-11
3.4 OHS Plan	11
3.5 Legislative framework	11
3.6 SHE Policy	11
3.7 Appointments & competencies	11
3.7.1 Appointment index	12
3.8 Insurances	13
3.9 Costing for OHS	13
3.10 Sub-contractors	13
3.11 Notification of construction work	13
3.12 Construction work permit	14
4. Organisational Structure / Organogram	14
5. Commitment to OHS	14
6. HIRA	14-15
6.1 Baseline risk assessment	16



OCCUPATIONAL HEALTH & SAFETY (OHS) SPECIFICATION

PROJECT NUMBER:	JW 14060RRR
PROJECT LOCATION:	Northern WWTW
PROJECT DESCR:	Northern Wastewater Treatment Works Dewatering Building Belt Press Replacement and Associated Ancillaries


6.2	Issue based risk assessment	16
6.3	Continuous risk assessment	16
6.4	Safe work procedures	17
7.	Incident Management	17
7.1	Reporting	17
7.2	Investigation	18
7.3	Close-out	18
7.4	Lost time injury rate	18
8.	Medicals screening requirements	18-19
9.	Emergency management	18-20
10.	OHS Training	20-21
11.	PPE requirements	21
12.	Disciplinary processes	21
13.	Site rules	21
14.	Public health and safety	21
15.	Refusal to work	22
16.	Security on site	22
17.	Accommodation on site	22
18.	Welfare facilities	22-24
19.	Compliance monitoring	22
19.1	Inspections	23
19.2	Audits	23-24
19.3	Work stoppages	24
19.4	Non-compliance monitoring	25-41
20.	Operational Control	25-27
20.1	Excavations	27
20.2	Setting out	29
20.3	Existing services	30
20.4	Confined space entry	30
20.5	Barricading	30
20.6	Symbolic signage	30-31
20.7	Use and storage of flammables	31-32
20.8	Hazardous chemical substances	32
20.9	Fire prevention and protection	32-33
20.10	Stacking and storage	33
20.11	Housekeeping	34



OCCUPATIONAL HEALTH & SAFETY (OHS) SPECIFICATION


PROJECT NUMBER:	JW 14060RRR
PROJECT LOCATION:	Northern WWTW
PROJECT DESCR:	Northern Wastewater Treatment Works Dewatering Building Belt Press Replacement and Associated Ancillaries

20.12	Traffic management	34
20.13	Hand tools	34-35
20.14	Portable electrical equipment	35
20.15	Lifting equipment and machinery	35-38
20.16	Ladders	38-39
20.17	Construction vehicles and mobile plant	39-41
20.18	Fall protection	41
20.19	Structures	41
20.20	Explosive powered tools	42
20.21	Bulk mixing	43
20.22	Working in proximity to Eskom lines	44
20.23	Horizontal Directional Drilling	45
20.24	Pipe jacking	46
20.25	Water environments	46
20.26	Electrical installations	47-51
20.27	Welding, flame cutting, soldering and similar operations	52
20.28	Tunnelling	52
20.29	Asbestos work	53
20.30	Earthing	53
20.31	Noise	54
20.32	Occupational hygiene	54
20.33	Demolition	54
22.	Monthly reporting	55
23.	Project close out	55
24.	Sign off form	56

 Johannesburg Water	OCCUPATIONAL HEALTH & SAFETY (OHS) SPECIFICATION	
	PROJECT NUMBER:	JW 14060RRR
	PROJECT LOCATION:	Northern WWTW
PROJECT DESCR:	Northern Wastewater Treatment Works Dewatering Building Belt Press Replacement and Associated Ancillaries	


ABBREVIATIONS

Abbreviation	Description
CR	Construction Regulations
COID	Compensation for Occupational Injuries and Diseases
DoL	Department of Labour
GAR	General Administrative Regulations
GMR	General Machinery Regulations
GSR	General Safety Regulations
HCS	Hazardous Chemical Substances
HIRA	Hazard Identification and Risk Assessment
JW	Johannesburg Water (SOC) Ltd
SDS	Safety Data Sheet
OHS	Occupational Health and Safety
PPE	Personal Protective Equipment
PER	Pressure Equipment Regulations
SANS	South African National Standards
SABS	South African Bureau Standard
SOC	State Owned Company

 Johannesburg Water	OCCUPATIONAL HEALTH & SAFETY (OHS) SPECIFICATION	
	PROJECT NUMBER:	JW 14060RRR
	PROJECT LOCATION:	Northern WWTW
	PROJECT DESCR:	Northern Wastewater Treatment Works Dewatering Building Belt Press Replacement and Associated Ancillaries

DEFINITIONS

Word / Phrase	Definition
“WCL 1”, “WCL 2” and “WCL 22”	Means the prescribed forms for reporting of incidents and occupational diseases referred to in the Compensation for Occupational Injuries and Diseases Act.
Competent Person	A person who has in respect of the work or task to be performed the required knowledge, training, experience and, where applicable, qualifications specific to that work or task: provided that where appropriate, qualifications and training are registered in terms of the provisions of the National Qualification Framework Act, 2000 (Act 67 of 2000).
Construction work	Any work in connection with: <ul style="list-style-type: none"> a) The construction, erection, alteration, renovation, repair, demolition or dismantling of or addition to a building or any similar structure b) the construction, maintenance, demolition or dismantling of any bridge, dam, canal, road, railway, runway, sewer or water reticulation system or any similar civil engineering structure; or the moving of earth, clearing of land, the making of an excavation, piling, or any similar type of work
Contractor (inclusive of Principal Contractor)	Any organization, person, entity performing activities for or on behalf of Johannesburg Water SOC Ltd.
Corrective Action	Action to eliminate the cause of a detected nonconformity or other undesirable situation.
Employee	Any person who is employed by or works for an employer and who receives or is entitled to receive any remuneration or who works under the direction or supervision of an employer or any other person
Employer	Any person who employs or provides work for any person and remunerates that person or expressly or tacitly undertakes to remunerate him, but excludes a labour broker as defined in section 1 (1) of the Labour Relations Act, 1956 (Act No. 28 of 1956)
Hazard	Means a source of or exposure to danger.
Hazard identification	The identification and documenting of existing or expected hazards to the health and safety of persons, which are normally associated with the type of construction work being executed or to be executed.
Incident	Means an incident as contemplated in section 24 (1) of the OHS Act 85 of 1993.
Machinery	means any article or combination of articles assembled, arranged or connected and which is used or intended to be used for converting any form of energy to performing work, or which is used or intended to be used, whether incidental thereto or not, for developing, receiving, storing, containing, confining, transforming, transmitting, transferring or controlling any form of energy
Mandatory	Includes an agent, a contractor or a subcontractor for work, but without derogating from his status in his own right as an employer or a user
Medical surveillance	Means a planned programme or periodic examination (which may include clinical examinations, biological monitoring or medical tests) of employees by an occupational health practitioner or, in prescribed cases, by an occupational medicine practitioner.
Method Statement	A document detailing the key activities to be performed in order to reduce as reasonably as practicable the hazards identified in any risk assessment.
Principal Contractor	Any employer who performs work and is appointed by the Client to be in overall control and management of the contract work (inclusive of Mandatories).
SHE File	A file or other record in permanent form, containing the information required as contemplated in the S.H.E Specification Document and legal requirements applicable to work activities.

 Johannesburg Water	OCCUPATIONAL HEALTH & SAFETY (OHS) SPECIFICATION	
	PROJECT NUMBER:	JW 14060RRR
	PROJECT LOCATION:	Northern WWTW
	PROJECT DESCR:	Northern Wastewater Treatment Works Dewatering Building Belt Press Replacement and Associated Ancillaries

SHE Plan	A documented plan which seeks to address all hazards identified means and ways to control and eliminate such to ensure compliance to the S.H.E Specification.
Workplace	Any physical location in which work related activities are performed under the control of the organization.

1. Introduction

In terms of Section 37 of the Occupational Health and Safety Act (Act no. 85 of 1993), Johannesburg Water SOC Ltd is required to control persons/organizations conducting activities for or on their behalf (Mandatories) and the Construction Regulations promulgated under the Occupational Health and Safety Act (Act no. 85 of 1993), is requiring Johannesburg Water SOC) Ltd. to compile an occupational health and safety specification for any intended project classified as construction work and to provide the specification to prospective tenderers / Mandatories.

The dual objective of this specification is to ensure that the Mandatories and Principal Contractors (herein after called Principal Contractor (including Mandatories)) entering into a contractual agreement/relationship with Johannesburg Water SOC Ltd. achieves and maintains an acceptable level of occupational health, safety and environmental performance whilst conducting activities to perform the contract work.


This document forms an integral part of the Contract Specification and, in particular, shall be the OCCUPATIONAL HEALTH & SAFETY (OHS) SPECIFICATION FOR CONSTRUCTION WORK. The Contract Specification is contained in Volume 1 of the contract documents. The principal and other contractors shall ensure that this specification is included with any contract/s that they may have with other contractors and/or suppliers that are engaged for the provision of labour, goods or services for this project. The Principal Contractor and its Contractors shall furthermore implement any reasonable practicable means to ensure compliance to this Occupational Health & Safety (OHS) Specification and any other applicable legislation on their organization and/or activities performed by or for them. This OHS Specification will be read in conjunction, where issued and applicable, with the Environmental Specification issued for listed activities requiring environmental authorization by a relevant authority.

Compliance with this OHS specification does not absolve the Principal Contractor from complying with any other applicable minimum legal requirement and the Principal Contractor remains responsible for the sustainable integrity of the environment and the health and safety of its employees, mandatories as well as any persons affected by activities conducted for or on behalf of Johannesburg Water SOC Ltd (SOC) Ltd..

1.1 Johannesburg Water SOC Ltd's commitment to Occupational Health, Safety & Environmental (SHE) Management

Johannesburg Water SOC Ltd is committed to responsible occupational health, safety and environmental management. This commitment is essential to protect the environment, employees, Mandatories, visitors and provide a work environment conducive to health and safety. Principal Contractors and their Contractors shall demonstrate their commitment and concern by:

- Ensuring that decisions and practices affecting occupational health, safety and environmental performance are consistent with the issued SHE specification;
- Ensuring adequate resources are made available for the effective implementation of occupational health, safety and environmental control and mitigation measures;
- Participating in hazard identification and risk assessments and design safety reviews;
- Communicating occupational health, safety and environmental management processes, strategies and control measures with all levels of employees, contractor and/or visitors;
- Ensuring visible leadership at all sites;
- Promoting and enforcing the use of correct types of Personal Protective Equipment (PPE);
- Reporting and investigation of incidents and accidents and ensuring actions are identified and implemented to prevent similar types of incidents reoccurring;
- Participating in Client audits and meetings and ensuring required actions are implemented within reasonable time frames on the site/project;

 Johannesburg Water	OCCUPATIONAL HEALTH & SAFETY (OHS) SPECIFICATION	
	PROJECT NUMBER:	JW 14060RRR
	PROJECT LOCATION:	Northern WWTW
PROJECT DESCR:	Northern Wastewater Treatment Works Dewatering Building Belt Press Replacement and Associated Ancillaries	

- Recognizing and commending safe work practices and coaching employees who require guidance;
- Applying and enforcing consequence management from deviations and transgressions of/from compliance to this SHE Specification noted and/or observed, where applicable;
- Carrying out safety observations, implement corrective and preventative actions and giving immediate feedback;
- Encouraging employee participation in the formulation of work instructions and safety rules.

1.2 Scope of Occupational Health, Safety and Environmental (SHE) Specification

The scope of this Occupational Health, Safety and Environmental (SHE) Specification is to address the reasonable and foreseeable aspects of occupational health, safety and environmental management, which will be affected by the contract work.

The specification will provide the requirements that the Principal Contractor and other Contractors shall comply with in order to reduce the risks associated with the contract work, and that may lead to incidents causing injury and/or ill health or degradation of the environment, to a level as low as reasonably practicable and possible.

In particular, Johannesburg Water SOC Ltd will ensure that it shall not appoint any Principal Contractor unless it is reasonably satisfied that the contractor which it intends to appoint has the necessary competencies and resources to carry out the work safely.

1.3 Omissions from SHE Specification

Where any omission from the SHE Specification is identified, applicable legal requirements will constitute the minimum standard for compliance to the relevant omission. The responsibility will be on the Principal Contractor to provide assurance to Johannesburg Water SOC Ltd on compliance to the applicable legal requirements related to the activity / task / process.

1.4 Change management

Whenever Johannesburg Water SOC Ltd identifies the need to change or review the SHE Specification, approved changes and revisions will be communicated to the Principal Contractor. A cost analysis on the implementation of the proposed changes / revisions will be calculated through a collaborative processes between Johannesburg Water SOC Ltd and the Principal Contractor – where the approved changes and/or revisions has no cost implication for the Principal Contractor the Principal Contractor will be required to accept the approved changes / revisions and ensure implementation within the SHE Plan / File framework.

2 Overview of contractor management process

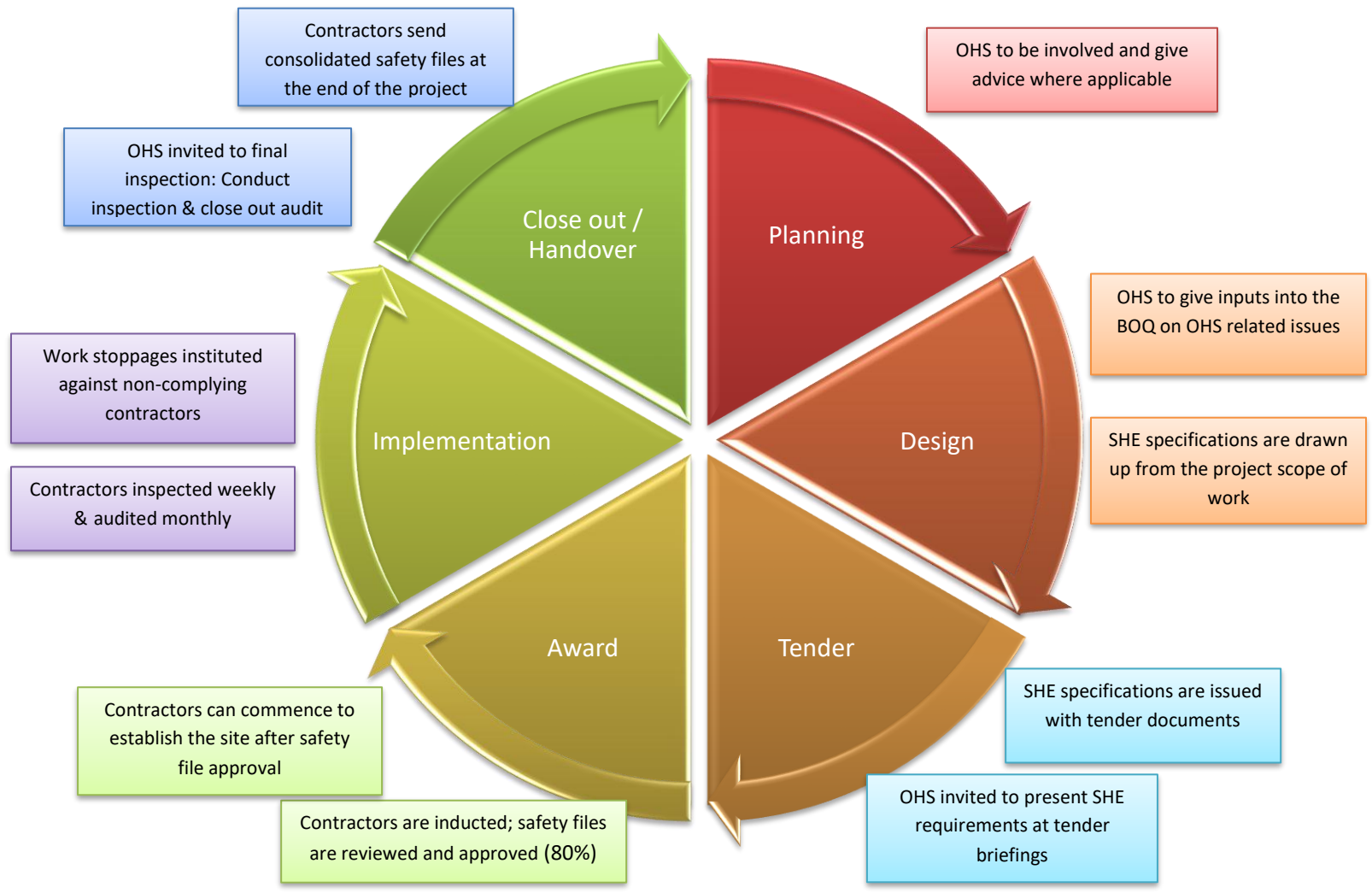
The contractor management process consists of the following phases:

- Tender briefing and tender documentation;
- Competency evaluation of Principal Contractors (integrated into Supply Chain Management processes);
- Appointed contractor to attend SHE system induction;
- Preparation of SHE File by Principal Contractor;
- Evaluation of SHE File;
- Principal Contractor engagement phase;
- Project close-out and submission of consolidated Health & Safety File.



OCCUPATIONAL HEALTH & SAFETY (OHS) SPECIFICATION

PROJECT NUMBER:	JW 14060RRR
PROJECT LOCATION:	Northern WWTW
PROJECT DESCR:	Northern Wastewater Treatment Works Dewatering Building Belt Press Replacement and Associated Ancillaries



 Johannesburg Water	OCCUPATIONAL HEALTH & SAFETY (OHS) SPECIFICATION	
	PROJECT NUMBER:	JW 14060RRR
	PROJECT LOCATION:	Northern WWTW
PROJECT DESCR:	Northern Wastewater Treatment Works Dewatering Building Belt Press Replacement and Associated Ancillaries	

2. SHE DOCUMENTATION

2.1 Safety file

The Principal Contractor will prepare a SHE File containing the processes / procedures and templates to be applied during the project period for the scope of work. The Principal Contractor will be evaluated during the contract period against the submitted SHE File.

At a minimum the SHE File will contain the following documentation:

- Notification of construction work to the relevant Department of Labour (stamped on each page)
- Scope of work to be performed;
- Personnel list (Principal Contractor employees);
- OH&S / SHE Policy and other Policies;
- Updated copy of the Occupational Health and Safety Act (Act no. 85 of 1993) and its Regulations; COID Act.
- Proof of valid registration and good standing with the Compensation Commissioner or another licensed Insurer;
- SHE Plan agreed with Johannesburg Water SOC Ltd.
- Approved risk assessments, review and monitoring plans and safe work procedures (method statements);
- A list of contractors (sub-contractors) including copies of the agreements between the parties and the type of work being done by each contractor;
- All written designations and appointments for project scope of work (CV and competency copies);
- Management structure (inclusive of OH&S responsibility & meeting structure);
- Induction training and site SHE rules;
- Occupational health and safety training matrix / plan;
- Arrangements with contractors and/or mandatories;
- Description of security measures;
- The following registers (as applicable to contract scope of work):
 - Accident and/or incident notifications, investigation & control register;
 - Occupational health and safety representatives inspection register;
 - Template for entry into confined space;
 - Toolbox talks pro-forma;
 - Fall protection inspections template;
 - First-aid box content template;
 - Record of first-aid treatment template;
 - Fire equipment inspection and maintenance template;
 - Ladder inspection template;
 - Machine safety inspections template (including machine guards, lock-outs etcetera);
 - Inspection templates for lifting machines and –tackle (including daily inspections by drivers/operators);
 - Inspection templates of scaffolding;
 - Inspections templates of structures;
 - Templates of issuing of Personal Protective Equipment;
 - Monthly reporting and recording of statistics templates;
 - Keeping of any other record in terms of applicable legislation falling within the scope of SHE Legislation applicable to the project and the Principal Contractor / Contractor's activities and organization.
- Emergency preparedness and response programmes;
- Medical examination tests

2.2 Principal contractor appointment


- The principal contractor will be appointed in terms of Construction Regulations 2014, Reg 5(1) k
- All responsibilities imposed on the contractor by the Regulations will be applicable
- The duties will include:

 Johannesburg Water	OCCUPATIONAL HEALTH & SAFETY (OHS) SPECIFICATION	
	PROJECT NUMBER:	JW 14060RRR
	PROJECT LOCATION:	Northern WWTW
	PROJECT DESCR:	Northern Wastewater Treatment Works Dewatering Building Belt Press Replacement and Associated Ancillaries

- a) Prepare a site specific SHE file based on client SHE specification and project scope.
- b) Have an updated Letter of Good standing.
- c) Ensure the necessary legal appointment letters are compiled and signed by affected parties.
- d) Ensure SHE file submitted before work commences to Johannesburg Water for evaluation and approval.
- e) Must ensure an organizational medical programme for its employees is in place. This must address pre-employment, periodic examination, and exit examinations.
- f) Ensure all employees undergo medical examination and are declared fit for the job they are employed for by a Medical Practitioner.
- g) All employees undergo his control undergo company specific induction and Johannesburg water induction.
- h) Ensure before work commences employees are trained on the health and safety risks associated with the work they are conducting.
- i) Ensure employees are trained on company procedures, policies, method statements and informed of the Johannesburg Water SHE requirements as per the specification.
- j) Ensure legislative requirements are complied with during the duration of the contract and ensure that their employees comply also.
- k) Sign the 37 (2) Agreement between Johannesburg Water and themselves before any work commences and kept on their SHE file.
- l) Ensure that 37(2) Agreement(s) are signed between themselves and their sub-contractors.
- m) Ensure that sub-contractors have valid Compensation Commissioner Letter of Good Standing.
- n) Have a disciplinary procedure to address those found to be transgressing requirements of SHE specification, SHE plan, site rules or any other OHS act and its Regulation requirement.
- o) Prevent any employee or visitor who is under the influence of any alcohol or drugs (in state of intoxication) from being allowed to site.
- p) Ensure the safety of employees who are taking legal medication.
- q) Must hand over a consolidated SHE file at the end of the contract.
- r) Stop his/her employees who are doing unsafe acts or who are creating an unsafe environment.
- s) Investigate all incidents and report to Johannesburg water and ensure all reportable incidents as per the legislative requirement are complied with.
- t) Ensure work is supervised by competent personnel and that work is done by competent employees.
- u) Ensure pre-task risk assessment is done by a competent person and that employees are informed of the pre-task risks and the risk control measures.
- v) Ensure tool box talks are conducted to communicate SHE issues in connection to the work being done and any other aspects.
- w) Ensure that appointed personnel as per the SHE file are executing their duties as per the legal appointment.
- x) Ensure first aid kit is made available in case of any emergency.
- y) Ensure that housekeeping is maintained in good condition and that materials are store/stacked properly in designated areas.
- z) Have sufficient waste receptacles and ensure the correct disposal of the different wastes.
- aa) Proof of hazardous waste disposal to be requested from disposal site and to be kept inside SHE file.
- bb) Take reasonable steps to ensure that each appointed sub-contractor health and safety plan is implemented and maintained on the site and SHE File documentation is up to date.
- cc) Stop any work from being executed which is not in accordance with the client's health and safety specification and the principal contractor's health and safety plan for the site or which poses a threat to the health and safety of persons.
- dd) Must maintain an up to date list of all the sub-contractors on site accountable to the principal contractor, the agreements between the parties and the type of work being done; and
- ee) Ensure that all his or her employees have a valid medical certificate of fitness.

2.3 37.2 Agreement

- Johannesburg Water will enter into a 37(2) Agreement with all the appointed contractors
- A copy of the 37(2) Agreement must be kept in the SHE file of the contractor at all times.

 Johannesburg Water	OCCUPATIONAL HEALTH & SAFETY (OHS) SPECIFICATION	
	PROJECT NUMBER:	JW 14060RRR
	PROJECT LOCATION:	Northern WWTW
	PROJECT DESCR:	Northern Wastewater Treatment Works Dewatering Building Belt Press Replacement and Associated Ancillaries

- It is the responsibility of the contractor to ensure that there are 37(2) agreements between themselves and all their appointed sub-contractors.

2.4 SHE Plan

- The contractor shall prepare a SHE plan to address and manage all applicable sources of risk that are identified during the execution of the project. The SHE plan shall incorporate the requirements as listed in the SHE specification.
- A copy of the SHE plan shall be submitted together with SHE file for review and approval.
- It is the contractor responsibility to ensure they sub-contractor compiles a SHE plan that in line with the SHE specification requirement of Johannesburg Water.

2.5 Legislative framework

All contractors shall comply with legislation pertaining to this contract, including but not limited to:

- Constitution of the Republic of South Africa
- Occupational Health and Safety Act and its associated Regulations
- National Environmental Management Framework Legislation
- National Road Traffic Act
- Applicable South African National Standards (SANS)
- Compensation of Occupational Injuries and Diseases Act (COID)
- Local by-laws and provincial ordinances

2.6 SHE Policy

A SHE policy is a statement of intent and a commitment by the organization Chief Executive or Managing Director (OHS Act 16(1) appointee) in relation to requirements applicable to their Safety, Health and Environmental legal obligation, relevant SHE roles and responsibilities, and contractual obligations to the Client.

The contractor and their sub-contractor companies shall each have a documented SHE Policy authorized by their Chief Executive/Managing Director (OHS Act Section 16 (1) Appointee). The SHE Policy must meet the following minimum requirements;

- Organizational Mission and Goal.
- State the overall SHE objectives within the project.
- Show commitment to the prevention of injuries and ill-health.
- Show commitment to the protection of environment and the conservation of natural resources.
- Must be reviewed at predetermined intervals, or when there is change in work process, serious incident occurs.
- The SHE Policy must be in line with ISO 45001 and ISO 14001 requirements and guidance documentation.
- Must be authorized by contractor CEO.

2.7 Appointments and competencies

- The contractor and its appointed sub-contractor must make the relevant legislative and non-statutory appointments, which must be maintained valid for the entire contract duration.
- All appointees shall be suitably trained and certified competent for the responsibilities they are assigned for.
- Copies of all relevant appointments and the relevant competence certificates must be kept in the relevant SHE file. **Certificates must be certified by a commissioner of oaths. The certification period must not exceed 6 months from the date of submission.**

2.8 Supervision of construction work


- The principal contractor shall ensure that the construction manager and construction health and safety officer are appointed for a **single site** on a full time basis.
- Where the total number of employees on site exceeds **75**, the contractor shall appoint **2 Safety Officers and an Assistant Construction Manager**.

 Johannesburg Water	OCCUPATIONAL HEALTH & SAFETY (OHS) SPECIFICATION	
	PROJECT NUMBER:	JW 14060RRR
	PROJECT LOCATION:	Northern WWTW
	PROJECT DESCR:	Northern Wastewater Treatment Works Dewatering Building Belt Press Replacement and Associated Ancillaries

- In the event that the appointed Safety Officer / Construction Manager cannot come to work for more than 5 days, the contractor must ensure that a substitute is appointed until they are back on site.
- JW should be informed in writing of the absence of the above-mentioned on site.

Appointment index

Appointment	Legislative Ref	Competency requirements (Min)
Alternate Construction Manager	CR 8.1	N.Dip Eng + 4yrs exp
Assistant Construction Manager	CR 8.2	N.Dip Eng + 4yrs exp
Assistant Construction Supervisor	CR 8.8	-
Bulk mixing plant	CR 20	Certificate
Confined Space Supervisor	GSR 5	Certificate + Proven experience
Construction Manager	CR 8.1	N.Dip Eng + 4yrs exp Full time on site
Construction Health , Safety & Environmental Officer	CR 8.5 & JW Requirement	N.Dip Safety + 2yrs exp; OR N.Dip Enviro + 3yrs exp; OR NEBOSH / SAMTRAC + 4yrs exp Full time on site Experience in enviro / certificate Fully registered with SACPCMP as CHSO
Construction supervisor	CR 8.7	3 yrs experience
Construction vehicle & mobile plant supervisor	CR 23.1	Certificate
Electrical installation and appliances inspector	CR 24	
Emergency, security and fire coordinator	CR 29	Certificate
Excavation supervisor (including piling)	CR 13	3yrs exp / N.Dip building
Fall protection supervisor	CR 10.1	Certificate
First-aiders	GSR 3	Certificate
Fire fighting equipment inspector	CR 29	Certificate
General Machinery Supervisor	GMR 2.1/7	GCC (GMR 2.1)/ 3yrs exp (GMR 2.7)
Temporary work supervisor (Formwork)	CR 12.2	N.Dip building + 4yrs exp
Hazardous chemical substances supervisor	HCS Regs	Certificate
Incident investigator	GAR 9.2	Certificate
Ladder inspector	GSR 13A	-
Lifting machines and equipment inspector	DMR 18.5	Certificate + 3yrs experience
Occupational health and safety committee	OHS Act 19	-
Occupational health and safety representatives	OHS Act 17	Certificate
Risk assessor	CR 9.1	Certificate
Stacking and storage supervisor	CR 28	Certificate

 Johannesburg Water	OCCUPATIONAL HEALTH & SAFETY (OHS) SPECIFICATION	
	PROJECT NUMBER:	JW 14060RRR
	PROJECT LOCATION:	Northern WWTW
PROJECT DESCR:	Northern Wastewater Treatment Works Dewatering Building Belt Press Replacement and Associated Ancillaries	

Structures supervisor	CR 11.2	N.Dip building + 4yrs exp
Suspended platform supervisor	CR 17.1	Certificate
Welding supervisor	GSR 9	Certificate

2.9 Insurances

- The principal contractor and all his appointed contractors shall be registered with an appropriate compensation commissioner and have available a valid letter of good standing at all times.
- The obligation lies with the contractor to ensure that the Letter of Good Standing remains valid throughout the entire duration of the project.
- A copy of the said letter must be filed in all SHE files and made available during inspections and audits.

2.10 Costing for SHE

The contractor is responsible for ensuring that SHE costing is taken into consideration for the entire project/contract as this will ensure they comply with the SHE legislative requirements.

2.11 Sub-contractors


- Whenever the Principal Contractor appoints contractors or sub-contractors, it is a requirement that an Occupational Health and Safety Act (Act no. 85 of 1993) Section 37(2) agreement (i.e. Agreement with Mandatory) is entered into between the Principal Contractor and Contractors.
- The Principal Contractor will ensure that all appointed contractors comply with the Johannesburg Water SOC Ltd SHE Specification requirements.
- The Principal Contractor will establish a procedure on sub-contractor management and assurance on compliance to the established procedure will be provided to Johannesburg Water SOC Ltd on a monthly basis.
- Principal Contractors are required to formally notify Johannesburg Water SOC Ltd before appointing subcontractors.
- Johannesburg Water SOC Ltd shall approve all specialist subcontractors to be appointed and/or engaged by the Principal Contractor.

The Principal Contractor shall:

- Ensure prior to work commencing on the site that every contractor is registered and in good standing with the compensation fund or with a licensed compensation insurer as contemplated in the Compensation for Occupational Injuries and Diseases Act, 1993;
- Appoint each contractor in writing for the part of the project on the construction site;
- Take reasonable steps to ensure that each contractor's health and safety plan is implemented and maintained on the construction site;
- Ensure that the periodic site audits and document verification are conducted at intervals mutually agreed upon between the principal contractor and any contractor, but at least once every 30 days;
- Stop any contractor from executing construction work which is not in accordance with the client's health and safety specifications and the principal contractor's health and safety plan for the site or which poses a threat to the health and safety of persons;
- Include and make available a comprehensive and updated list of all the contractors on site accountable to the principal contractor, the agreements between the parties and the type of work being done; and
- Ensure that all his or her employees have a valid medical certificate of fitness specific to the construction work to be performed and issued by an occupational health practitioner in the form of Annexure 3.

2.12 Notification of construction work

- There will not be a requirement for submitting a notification of construction work to Department of Employment and Labour.
- The Construction Work Permit will be applicable instead.

 Johannesburg Water	OCCUPATIONAL HEALTH & SAFETY (OHS) SPECIFICATION	
	PROJECT NUMBER:	JW 14060RRR
	PROJECT LOCATION:	Northern WWTW
PROJECT DESCR:	Northern Wastewater Treatment Works Dewatering Building Belt Press Replacement and Associated Ancillaries	

2.13 Construction work permit

- There will be a requirement for a construction work permit for this based on the number of days on site as well as project value.
- The permit can only be applied for after a contractor has been appointed, and the process will take approximately 30 days or more if requirements are not met.
- The Client will appoint a PrCHSA (Professional Construction Health and Safety Agent) registered with the SACPCMP to oversee the permit application process, and the contractor will be required to provide supporting documents for the application of the permit.

3. ORGANISATIONAL STRUCTURE

- The contractor shall develop and submit together with SHE file an organizational organogram related to the contractor, listing all the levels of responsibility from the Chief Executive down to the supervisor(s) responsible for the project.
- The organogram diagram must list all relevant positions, names of appointees and legal appointments.
- The contractor is responsible for updating the organogram timeously when there are changes to the appointments.
- All appointed sub-contractors are also required to compile their own organograms.

4. COMMITMENT TO SHE

- Visible commitment is essential to providing a safe working environment.
- Managers, supervisors and employees at all levels must demonstrate their commitment by being proactively involved in the day to day SHE operations.
- Legislation requires that each employee takes reasonable care of themselves and their fellow workers

5. HIRA


Annexure 1: List of possible hazards emanating from projects and activities conducted for or on behalf of Johannesburg Water SOC Ltd includes an assessment of site specific health and safety hazards and risks and environmental aspects and impacts that have been identified by Johannesburg Water SOC Ltd as possibly applicable to the contract work for this project. It is by no means exhaustive and is offered as assistance to the tenderers and contractors.

Development of risk assessments

Every Contractor performing construction work shall, before the commencement of any construction work or work associated with the construction work, and during construction work, ensure that a risk assessment is undertaken by a competent person, appointed in writing, and the risk assessment shall form part of the SHE plan to be applied on the site. Risk assessments shall identify occupational health and safety hazards and risks and environmental aspects and impacts emanating from the activity to be performed by the Principal Contractor / Contractor.

The risk assessment (inclusive of impact assessment) shall include (at a minimum):

- Identification of the relevant Johannesburg Water SOC Ltd Project with regard to JW Number, Project name and area;
- Date on which risk assessments were conducted / reviewed;
- The identification of the risks / hazards and aspects / impacts to which persons may be exposed to per activity;
- The analysis and evaluation of the risks / hazards and aspects / impacts identified;
- Existing control measures and proposed corrective measures;
- A plan to review the risk assessments as the work progresses and changes are introduced;
- Identification of significant risks (e.g. high; exceeding 75%);
- A documented plan of Safe Working Procedures (SWP)', and its relevance to the risk assessment, inclusive of method statements, to mitigate, reduce or control the risks and hazards that have been identified;
- A plan to monitor the application of the Safe Working Procedures (SWP);
- Signature of appointed competent person conducting risk assessment; and

 Johannesburg Water	OCCUPATIONAL HEALTH & SAFETY (OHS) SPECIFICATION	
	PROJECT NUMBER:	JW 14060RRR
	PROJECT LOCATION:	Northern WWTW
PROJECT DESCR:	Northern Wastewater Treatment Works Dewatering Building Belt Press Replacement and Associated Ancillaries	

- Signature of approval by Principal Contractor management and employees involved in risk assessment.

Based on the risk assessments, the Principal Contractor must develop a set of site-specific occupational SHE rules that will be applied to regulate the health, safety and environmental hazards/aspects of the construction work.

The risk assessments, together with the site-specific occupational health and safety rules, must be submitted to Johannesburg Water SOC Ltd before mobilisation on site commences. These will be included in the SHE plan. The Contractor shall ensure through his risk management process the hierarchy of controls stipulated as follows, are implemented:

- **Eliminate** - The complete elimination of the hazard.
- **Substitute** - Replacing the material or process with a less hazardous one.
- **Redesign** - Redesign the equipment or work process.
- **Separate** - Isolating the hazard by guarding or enclosing it.
- **Administrate** - Providing control such as training, procedures etc.
- **Personal Protective Equipment (PPE)** - Use of appropriate and properly fitted PPE where other controls are not practical. (PPE as the last resort)

The Principal Contractor will be required to carry out the following three forms of risk assessment:

- Baseline risk assessment;
- Issue based risk assessment;
- Continuous risk assessments.

Baseline risk assessments

The Principal Contractor is required to develop a baseline risk assessment taking the resources, competency levels, nature and scale of their organization into consideration for submission during SHE File evaluation phase. The hazards and risks to which persons, plant, vehicles and facilities may be exposed during the construction should be identified and evaluated. The aspects and impacts resulting in environmental pollution or degradation should also be identified and evaluated. Measures to reduce or control these risks or hazards should be defined during this assessment. The effectiveness of the measures defined and the baseline risk assessment prepared shall be monitored and reviewed from time to time to ensure that it remains relevant and accurate.

Issue based risk assessments


The Contractor will be required to carry out separate risk assessments during construction of the project when methods and procedures are varied, for example when:

- Designs are amended;
- New machines are introduced;
- Plant is periodically cleaned and maintained;
- Plant is started-up or shut-down;
- Systems of work change or operations alter;
- Indents or near-misses occur; or
- Technological developments invalidate prior risk assessments.

Continuous risk assessments

The Occupational Health and Safety Act (Act no. 85 of 1993) specifically requires that employers shall provide and maintain working environments that are safe and without risk to health. The general awareness of hazards needs to be raised as work ethic to maintain a safe and risk free environment on an on-going basis. This is achieved by continuous risk assessments, a form of risk assessment that takes place as an integral part of day-to-day management. Examples of continuous risk assessments include:

- Maintaining general hazard awareness, and
- Pre-work risk assessments / Daily Safety Task Instructions.

 Johannesburg Water	OCCUPATIONAL HEALTH & SAFETY (OHS) SPECIFICATION	
	PROJECT NUMBER:	JW 14060RRR
	PROJECT LOCATION:	Northern WWTW
	PROJECT DESCR:	Northern Wastewater Treatment Works Dewatering Building Belt Press Replacement and Associated Ancillaries

Occupational health and safety risks or environmental impacts that are identified during the risk assessment process shall be communicated before the commencement of the said activity to every employee whose work is associated with the risk. Each employee shall sign to confirm understanding of the safety, health or environmental risks in the tasks.

Review of risk assessments

The Principal Contractor is required to review the hazards identified, the risk assessments and the Safe Work Procedures as the contract work develops and progresses and each time changes are made to the designs, plans and construction methods and/or processes. Revisions to the approved risk assessments and Safe Work Procedures will be presented at each production planning and progress meeting.

Risk assessments are to be reviewed whenever there is change on the scope of work, process, and accidents or when required by Johannesburg Water SOC Ltd

The Principal Contractor must provide Johannesburg Water SOC Ltd, other contractors and all other concerned or affected parties with copies of any changes, alterations or amendments to risk assessments and Safe Work Procedures within 14 days of such changes.

6. SAFE WORK PROCEDURES / METHOD STATEMENTS

Method statements or written safe work procedures shall be documented for all high risk activities:

- Design change or scope change/addition
- Change in job or task
- Introduction of new machinery, equipment or substance.

Method statements or written safe work procedures shall identify following:

- Tasks that are to be undertaken
- The hazards and associated risks of the task(s)
- The control measures for the task(s)
- The equipment and substances that are associated with task(s)
- Any training or qualification needed to do the task
- Personal protective equipment to be worn.

7. INCIDENT MANAGEMENT

7.1 Reporting of accidents and incidents


The Principal Contractor must report all incidents where an employee is injured on duty to the extent that he:

- Dies
- Becomes unconscious
- Loses a limb or part of a limb
- Is injured or becomes ill to such a degree that he is likely either to die or to suffer a permanent physical defect or likely to be unable for a period of at least 14 days either to work or continue with the activity for which he was usually employed

Or where -

- A major incident occurred
- The health or safety of any person was endangered
- Where a dangerous substance was spilled
- The uncontrolled release of any substance under pressure took place
- Machinery or any part of machinery fractured or failed resulting in flying, falling or uncontrolled moving objects
- Machinery ran out of control

to Johannesburg Water SOC Ltd within two days and to the Provincial Director of the Department of Labour within seven days from date of incident (Section 24 of the Occupational Health and Safety Act (Act no. 85 of 1993) and General Administrative Regulations), except that, where a person has died, has become unconscious for any reason or has lost a limb or part of a limb or may die or suffer a permanent physical defect, the incident must be reported to

 Johannesburg Water	OCCUPATIONAL HEALTH & SAFETY (OHS) SPECIFICATION	
	PROJECT NUMBER:	JW 14060RRR
	PROJECT LOCATION:	Northern WWTW
PROJECT DESCR:	Northern Wastewater Treatment Works Dewatering Building Belt Press Replacement and Associated Ancillaries	

both Johannesburg Water SOC Ltd and the Provincial Director of the Department of Labour forthwith by telephone, telefax or e-mail.

- All other reports required by this specification must also be completed. Reporting of accidents / incidents to Johannesburg Water SOC Ltd will be on the prescribed format.
- The Principal Contractor is required to provide Johannesburg Water SOC Ltd with copies of all statutory reports required in terms of the Occupational Health and Safety Act (Act no. 85 of 1993) within 7 days of the incident occurring.
- The Principal Contractor is required to provide Johannesburg Water SOC Ltd with copies of all internal and external accident/incident investigation reports, within 7 days of the incident occurring.

7.2 Accident and incident investigation


- The Principal Contractor is responsible for the investigation of all accidents and/or incidents where employees and non-employees were injured to the extent that they had to receive medical treatment other than first aid.
- The results of the investigation are to be entered into the accident and/or incident register. The Principal Contractor is responsible for the investigation of all incidents, including those described in Section 24 (1) (b) and (c) of the Occupational Health and Safety Act (Act no. 85 of 1993) and for keeping a record of the results of the investigations including the steps taken to prevent similar accidents in future.
- The Principal Contractor is responsible for the investigation of all road traffic accidents, related to the construction activities, and for keeping a record of the results of the investigations including the steps taken to prevent similar accidents in future.
- Johannesburg Water SOC Ltd reserves the right to hold its own investigation into an incident or call for an independent external investigation.

7.3 Close out

- All incident investigation reports will be closed out once all the recommendations to prevent further incidents have been implemented.
- A copy of the investigation report must be handed to JW Safety Officer conducting the investigation.

8. MEDICAL SCREENING REQUIREMENTS

- The Principal Contractor shall ensure that a medical surveillance programme is implemented for all employees.
- An initial health evaluation shall be carried out by an occupational health practitioner immediately, before / upon employment, where any exposure exists or may exist, which comprises:
 - an evaluation of the employees medical and occupational history;
 - a physical examination; and
 - any other essential examination which in the opinion of the occupational health practitioner is desirable in order to enable the practitioner to do a proper evaluation.
- Medical surveillance and immunisation shall be done accredited at / by institutions or occupational health personnel, including, but not limited to:
 - Audiograms.
 - A cardio-respiratory examination / Lung function test;
 - Chest X-rays
 - Eye/ sight tests.
 - A general physical examination;
 - A review of previous medical history.
 - Glucose levels
 - Blood pressure

 Johannesburg Water	OCCUPATIONAL HEALTH & SAFETY (OHS) SPECIFICATION	
	PROJECT NUMBER:	JW 14060RRR
	PROJECT LOCATION:	Northern WWTW
	PROJECT DESCR:	Northern Wastewater Treatment Works Dewatering Building Belt Press Replacement and Associated Ancillaries

- An entry medical certificate shall be obtained for all workers prior to commencing with site activities from approved medical institution. Copies of all medical certificates shall be retained in the SHE File prior to site establishment and before an employee is allowed to come onto site.
- Specific attention shall be given to the physical and psychological fitness of people who will be required to work in elevated positions and operators of mobile machinery.
- An exit medical certificate shall be obtained for all workers at the end of the contract and for all workers who leave the employment of the Contractor before the end of the Project. Copies of all exit medical certificates shall be submitted to the Johannesburg Water SOC Ltd Project Specialist or Appointed OHS Agent.

9 EMERGENCY MANAGEMENT

The Principal Contractor must appoint a competent person to act as emergency controller and/or coordinator.

The Principal Contractor must conduct an emergency identification exercise and establish what emergencies could possibly develop. He must then develop detailed contingency plans and emergency procedures, taking into account any emergency plan that Johannesburg Water SOC Ltd may have in place.

In the event where a contractor incorporates the services of a 3rd party service provider for the provision of Emergency Response Services, the following criteria must be met:

- Identification of 3rd party emergency response services (organization & contact details);
- Notification of contractor to 3rd party emergency response service of incorporation of services into contractor's emergency response plan (written agreement / signed letter).

The Principal Contractor and the other contractors must hold regular practice drills of contingency plans and emergency procedures to test them and familiarise employees with them.

First-aid

The Principal Contractor must provide first-aid equipment (including a stretcher) and have qualified first-aiders(s) on site as required by General Safety Regulations promulgated in terms of the Occupational Health and Safety Act (Act no. 85 of 1993).


The contingency plan of the Principal Contractor must include arrangements for the speedy and timeous transporting of injured and/or ill person(s) to a medical facility or of getting emergency medical aid to person(s) who may require it.

The Principal Contractor must have written arrangements in place with his other contractors regarding the responsibility of the other contractors towards their own injured and/or ill employees.

10 SHE TRAINING

All employees in jobs requiring training in terms of the Occupational Health and Safety Act (Act no 85 of 1993) and any other applicable legislative requirements are to be in possession of valid proof of training. Other occupational health, safety and environmental training requirements of the Occupational Health and Safety Act (Act no 85 of 1993) and Construction Regulations can include:

- General induction;
- Site and job specific induction, including visitors;
- Occupational health and safety representatives;
- Training of the legal and nominated appointees;
- Operators and drivers of construction vehicles and mobile plant;
- Basic fire prevention and protection;
- Basic first-aid;
- Storekeeping methods and safe stacking; and
- Emergency planning and coordination
- Incident investigation

 Johannesburg Water	OCCUPATIONAL HEALTH & SAFETY (OHS) SPECIFICATION	
	PROJECT NUMBER:	JW 14060RRR
	PROJECT LOCATION:	Northern WWTW
PROJECT DESCR:	Northern Wastewater Treatment Works Dewatering Building Belt Press Replacement and Associated Ancillaries	

- Risk Assessment
- Planned job observations (supervisors)
- Emergency planning and coordination
- Incident investigation
- Risk Assessment
- Formwork
- Steel fixing
- Working at heights
- Confined space entry
- Fall protection planning

All operators, drivers and users of construction vehicles, mobile plant and other equipment are to be in possession of valid proof of training and, where applicable, valid licenses.

12.1 General Job training

The contractor is required to ensure that before an employee commences work their direct supervisor or line manager who is responsible for the employee has informed the employees of his scope of authority, hazards and risks associated with the work to be performed as well as the safety control measure(s). This will involve discussion in connection with any work standard, job description or company policy or procedure.

12.2 Awareness and promotion

The Principal Contractor is required to have a promotion and awareness programme in place to create an occupational health and safety culture within employees. The following are some of the methods that may be used:

- Toolbox talks;
- Posters;
- Videos;
- Competitions;
- Suggestion schemes;
- Participative employee activities such as “occupational health and safety circles”.


The Principal Contractor is, at a minimum, required to provide awareness programmes to employees on the following:

- General Health and Safety Awareness
- Environmental Awareness;
- HIV / AIDS awareness.

12.3 General competence requirement

The Principal Contractor shall ensure that his personnel and other contractors’ personnel are trained and competent to carry out work safely and without risk to health has been completed before work commences. The Principal Contractor shall ensure that follow-up and refresher training is conducted as the work progresses and whenever the scope or nature of the work changes.

A “**competent person**” in relation to construction work, means any person having the knowledge, training and experience specific to the work or task being performed: Provided that where appropriate qualifications and training are registered in terms of the provisions of the South African Qualifications Authority Act, 1995 (Act No. 58 of 1995), these qualifications and training shall be deemed to be the required qualifications and training. It is the responsibility of the Contractor to determine whether any appropriate qualifications and training are registered in terms of the provisions of the South African Qualifications Authority Act.

 Johannesburg Water	OCCUPATIONAL HEALTH & SAFETY (OHS) SPECIFICATION	
	PROJECT NUMBER:	JW 14060RRR
	PROJECT LOCATION:	Northern WWTW
PROJECT DESCR:	Northern Wastewater Treatment Works Dewatering Building Belt Press Replacement and Associated Ancillaries	

Records of all training must be kept in the SHE File. The contents of the file will be audited from time to time.

At a minimum, the Principal Contractor will provide training on Safe Work Procedures / Safe Operating Standards to personnel responsible for performing the related task. Records of training on Safe Work Procedures / Safe Operating Standards will be retained. Competence and skill levels by the employees responsible for performing the task on the implementation of the Safe Work Procedures / Safe Operating Standards will be measured through Planned Job Observations.

12.4 Site-specific induction training

The Principal Contractor will be required to develop a project specific induction-training course based on the baseline risk assessment for the contract work. He will ensure that all his employees and other contractors and their employees have received training on the submitted induction-training programme.


All employees of the principal and other contractors are to be in possession of proof (on person) that they have attended a site-specific occupational health and safety induction-training course.

No contractor shall allow or permit any employee, visitor or any other person to enter the site, unless such employee or person has undergone health, safety and environmental induction training pertaining to the hazards prevalent on the site at the time of entry.

Where the Principal Contractor is required to operate within Johannesburg Water SOC Ltd Depot's the Principal Contractor will ensure that all employees undergo the Johannesburg Water SOC Ltd induction.

11 PPE REQUIREMENTS

- The Principal Contractor is required to continuously identify the hazards in the workplace and deal with them. He must either remove them or, where impracticable take steps to protect workers and make it possible for them to work safely and without risk to health under the hazardous conditions.
- The Principal Contractor will establish a Personal Protective Equipment Policy and a Personal Protective Equipment study will be conducted to determine the types of Personal Protective Equipment (PPE) to be supplied related to the hazards and risks emanating from the tasks.
- Cognisance shall be given to the gender of individuals required to where PPE; size required by the employee and size issued.
- Personal protective equipment should, however, be the last resort and there should always first be an attempt to apply engineering and other solutions to mitigating hazardous situations before the issuing of personal protective equipment is considered.
- Where it is not possible to create an absolutely safe and healthy workplace the Principal Contractor is required to inform employees regarding this and issue, free of charge, suitable equipment to protect them from any hazards being present and that allows them to work safely and without risk to health in the hazardous environment.
- It is a further requirement that the Principal Contractor maintains the equipment, instructs and trains the employees in the use of the equipment and ensures that the employees use the prescribed equipment.
- Employees do not have the right to refuse to use and/or wear the equipment prescribed by the employer and, if it is impossible for an employee to use or wear the prescribed protective equipment through health or any other reason, the employee cannot be allowed to continue working under the hazardous condition(s) for which the equipment was prescribed. An alternative solution has to be found that may include relocating the employee.

 Johannesburg Water	OCCUPATIONAL HEALTH & SAFETY (OHS) SPECIFICATION	
	PROJECT NUMBER:	JW 14060RRR
	PROJECT LOCATION:	Northern WWTW
PROJECT DESCR:	Northern Wastewater Treatment Works Dewatering Building Belt Press Replacement and Associated Ancillaries	

- The Principal Contractor may not charge any fee for protective equipment prescribed by him but may charge for equipment under the following conditions:
 - Where the employee requests additional issue in excess of what is prescribed;
 - Where the employee has patently abused or neglected the equipment leading to early failure; and
 - Where the employee has lost the equipment.

All employees shall, as a minimum, be required to wear the following personal protective equipment on any of Johannesburg Water SOC Ltd's projects:

- Protective overalls with reflective strips;
- Safety boots (Steel toe cap with steel midsole or equivalent)
- Safety vests
- Protective headwear; and
- Eye, face and ear protection.
- Safety harness
- Gloves
- NO SHORTS OR DRESSES WILL BE ALLOWED ON SITE!!!

All Personal Protective Equipment will clearly display the branding components of the Principal Contractor's organization (e.g. Name of Organization, logo).

12 DISCIPLINARY PROCESSES


- The contractor is required to implement disciplinary process in order to enforce compliance with requirements.
- All sub-contractors are required to have the same.

13 SITE RULES

- The Principal Contractor must develop a set of site-specific OH&S rules that will be applied to regulate the Health and Safety Plan and associated aspects of the construction.
- When required for a site by law, visitors and non-employees upon entering the site shall be issued with the proper Personal Protective Equipment (PPE) as and when necessary.

Alcohol, Drugs and Other Intoxicating Substances

- The contractor shall ensure that all personnel under his authority do not at any time enter the site or perform any work whilst under the influence of alcohol, a drug, or any other intoxicating substance.
- Selling or possessing drugs, alcoholic beverages or any other intoxicating substance on the site is strictly prohibited.
- A drugs and alcohol testing program must be implemented. Persons entering the site must be randomly tested.
- Any person who tests positive for alcohol or drug consumption must be subject to disciplinary action and be dealt with in accordance with the contractor's drug and alcohol / substance abuse policy.
- Should the actions and / or demeanour of an employee suggest possible narcosis or drunkenness, the employee must be removed from the site. This may be done without testing. Note: All personnel involved in an incident / accident must immediately be subjected to an alcohol test and a drug test as part of the investigation.
- Firearms, Ammunition and Offensive Weapons Firearms, ammunition, and offensive weapons of any kind are strictly prohibited. No person shall be permitted to enter the site carrying any such item.

 Johannesburg Water	OCCUPATIONAL HEALTH & SAFETY (OHS) SPECIFICATION	
	PROJECT NUMBER:	JW 14060RRR
	PROJECT LOCATION:	Northern WWTW
	PROJECT DESCR:	Northern Wastewater Treatment Works Dewatering Building Belt Press Replacement and Associated Ancillaries

14 PUBLIC HEALTH AND SAFETY

The Principal Contractor is responsible for ensuring that non-employees affected by the construction work are made aware of the dangers likely to arise from the construction work as well as the precautionary measures to be observed to avoid or minimise those dangers. This includes:


- Non-employees entering the site for whatever reason;
- The surrounding community; and
- Passers-by the site.
- The Principal Contractor shall organize the site in such a manner that pedestrians and vehicles can move safely and without risks to health, including sufficient and suitable traffic routes and safe walkways with relevant signage.
- Appropriate signage must be posted to this effect and all employees on site must be instructed to ensure that non-employees are protected at all times.
- All non-employees entering the site must receive induction into the hazards and risks of the site and the control measures to be observed.
- The Stakeholder Relations Specialist will be the link between Johannesburg Water SOC Ltd and the community to ensure relevant responsibilities are fulfilled and positive relationships with the community are maintained.
- Where activities are performed close to public routes, the Principal Contractor will establish a traffic management plan incorporating the requirements of relevant by-laws. At a minimum, barricading, warning signage and flagmen will be provided to ensure the protection of workers from vehicles in transit. Where required, the Principal Contractor will interact with the local traffic department to establish minimum requirements to be implemented on public routes.
- Where roads will be closed proper signage including the following will be posted:
 - Road closed
 - Detour
 - Keep left / right
 - Slow down
 - Deep excavation
 - Delineator
 - Road work ahead

Visitors

- Visitors (including reps and suppliers) must be advised in advance of the mandatory Personal Protective Equipment (PPE) requirements for the site, and must arrive with all of this PPE.
- All visitors must sign in the visitors register and undergo a visitor induction briefing before entering the site.
- A visitor access card must be issued to each visitor on conclusion of the induction briefing. Whilst on site, visitors must be accompanied at all times by an appropriately senior employee who has been inducted fully.
- When leaving the site, each visitor must return his or her visitor access card to the security personnel posted at the entrance / exit.
- A visitor will not be permitted to leave the site until he or she produces the access card that was issued.
- Any request (typically made by a government official) to carry out a site inspection must be referred to the Project Manager / Engineer / Safety Agent.
- The contractor must not arrange any such inspection without prior approval from the Client's representatives.

15 REFUSAL TO WORK

- Section 14 of the OHS Act states that employees shall carry out any lawful orders given to them, suggesting that they have the right to refuse to obey any unlawful order or work instruction.

 Johannesburg Water	OCCUPATIONAL HEALTH & SAFETY (OHS) SPECIFICATION	
	PROJECT NUMBER:	JW 14060RRR
	PROJECT LOCATION:	Northern WWTW
PROJECT DESCR:	Northern Wastewater Treatment Works Dewatering Building Belt Press Replacement and Associated Ancillaries	

- In terms of legal and JW requirements, if an employee has reasonable belief that the work to be carried out is likely to endanger themselves or other persons in any way, he/she has the right to refuse to work.
- An employee may also refuse to work in term of Section 29 of NEMA, if the work would result in imminent and serious threat to the environment.
- All contractors shall ensure that their employees are conversant with hazards associated with their work and work environment, and be aware of the precautionary measures to take.
- The contractor must ensure that all refusals to work are investigated promptly and resolved timeously.

16 SECURITY

The Principal Contractor must establish site access rules and implement and maintain these throughout the construction period. Access control must, amongst other, include the rule that non-employees will not be allowed on site unaccompanied.

The Principal Contractor must develop a set of security rules and procedures and maintain these throughout the construction period.

The Principal Contractor shall:

- Provide a guardhouse for security personnel. The guardhouse should be in good condition and at-least meet minimum requirements as per Environmental Regulations for Workplaces as promulgated under the Occupational Health and Safety Act (Act no. 85 of 1993).
- Supply an access card containing the name, surname, employee number and photograph for all appointed employees (full or part time) for the site.
- Ensure that no person enters the construction site without wearing the necessary Personal Protective Equipment (PPE).
- Ensure that no children are allowed on the construction site.
- Ensure that no family members are sleeping over on the construction site.
- Ensure that no pets are allowed on the construction site.

17 ACCOMMODATION ON SITE

No employees shall be accommodated on site.

18 WELFARE FACILITIES

The provision of toilets for each sex is required in terms of the National Building Regulations and Construction Regulation 28. Chemical toilets are allowed instead of the water borne sewerage type. Toilets have to be provided at a ratio of 1 toilet per 30 workers. The Principal Contractor shall provide flushing toilets on the construction premises.


- At least cold-water showers for each sex have to be provided at a ratio of 1 shower per 15 workers.
- Some form of screened off changing facility must be provided separately for each sex.
- Some form of eating facility sheltered from the sun, wind and rain must be provided.

The employer needs to provide his employees with the following:

- Potable water for drinking;
- Water and soap for hand washing
- Toilet paper

19 COMPLIANCE MONITORING

19.1 Inspections

 Johannesburg Water	OCCUPATIONAL HEALTH & SAFETY (OHS) SPECIFICATION	
	PROJECT NUMBER:	JW 14060RRR
	PROJECT LOCATION:	Northern WWTW
PROJECT DESCR:	Northern Wastewater Treatment Works Dewatering Building Belt Press Replacement and Associated Ancillaries	

- Contractors will be inspected at least once per week by the JW Project Inspectors.
- Feedback of the inspections will be issued immediately on work instructions, and a formal report sent within 7 days of conducting the inspection to all relevant stakeholders.
- Johannesburg Water SOC Ltd. reserves the right to conduct other ad-hoc assessments and inspections as deemed necessary.
- This may include, amongst other measures, site safety walks. Corrective actions will be identified by Johannesburg Water SOC Ltd. and the Principal Contractor's representative and implemented by the Principal Contractor (at no cost to Johannesburg Water SOC Ltd.) to ensure SHE Performance improvement.

19.2 Monthly audits

- Monthly audits will be conducted within periods not exceeding 30 days.
- The Principal Contractor is to conduct his own monthly internal audits and inspections to verify compliance with his own occupational health and safety plan and management system as well as compliance with the requirements of the Johannesburg Water SOC Ltd. SHE Specification.
- The Principal Contractor will also assess and inspect the compliance of other contractors under its control. Management members of the Principal Contractor will be involved in the internal assessments and inspections.

19.3 Monthly compliance rating

A monthly compliance rating will be calculated for each Principal Contractor as per a formula determined by Johannesburg Water SOC Ltd focussing on or incorporating outcomes of assurance (e.g. monthly audit), operational (e.g. behavioural based safety inspection) assessments and other requirements, as necessary. Johannesburg Water SOC Ltd reserves the right to adjust the monthly compliance calculation formula as and when required – each revision of the monthly compliance calculation formula will be communicated to the Principal Contractor before implementation.

Each Principal Contractor is required to maintain a minimum compliance rating of 93% (Ninety Three Percent).


Scoring	Classification	Classification description
93% -100%	Good	Substantial compliance
80% -92%	Average	Compliance status needs to be improved
60% - 79%	Poor	Methods to ensure compliance require substantial improvement - operations with substantial non-compliance risks
<60%	Very poor	Methods to ensure compliance failed completely - troubled operation with severe non-compliance risks

19.4 Work stoppages

Work stoppages will be identified for 2 (two) types of work stoppages to be implemented:

- Overall work stoppage – the Principal Contractor and its Contractors are not allowed to continue with any type of construction / site work up until the work stoppage has been closed-out;
- Activity work stoppage – The Principal Contractor and its Contractors are not allowed to continue with the specific activity / task / job up until the work stoppage has been closed-out.

Overall work stoppages will be issued where non-conformances are identified against the criteria in the following table.

 Johannesburg Water	OCCUPATIONAL HEALTH & SAFETY (OHS) SPECIFICATION	
	PROJECT NUMBER:	JW 14060RRR
	PROJECT LOCATION:	Northern WWTW
	PROJECT DESCR:	Northern Wastewater Treatment Works Dewatering Building Belt Press Replacement and Associated Ancillaries

NR	DESCRIPTION OF AUDIT NON-CONFORMANCE / NON-COMPLIANCE
1	NOTIFICATION OF CONSTRUCTION WORK
1.1	Local Department of Labour not notified of construction work before commencement of construction activities
1.2	Notification of construction work not stamped by local Department of Labour (no faxed copies)
1.3	Copy of notification of construction work not available on site
2	PROOF OF REGISTRATION WITH COMPENSATION COMMISSIONER
2.1	Proof of registration with Compensation Commissioner or other insurer not available
2.2	Registration with Compensation Commissioner or other insurer not valid and up-to-date
3	POLICY COMMITMENT & SHE SPECIFICATION
3.1	SHE Plan not compiled, approved by contractor management and available on site
4	SECTION 37(2) AGREEMENT
4.1	Signed section 37(2) Agreement not signed and available on site
5	RISK ASSESSMENTS
5.1	Risk assessments not developed/ not applicable to scope of work issued by Client
6	CONSTRUCTION MANAGER
6.1	No construction manager appointed / available on site
6.2	Appointed construction manager does not meet requirements
6.3	Proof of competency not available on-site
7	SITE SAFETY OFFICER
7.1	No safety officer appointed/ available on site
7.2	Safety officer does not meet requirements
8	SHE FILE
8.1	No file on site

Activity work stoppages will be issued where non-conformance are identified per activity where the health and safety of employees or the public is compromised.

20.4 Non-compliance management process

The following actions will be instituted where non-conformances are identified in terms of compliance to relevant legislative requirements and the Johannesburg Water SOC Ltd SHE Specification.

CRITERIA	ACTION TO BE INSTITUTED	RESPONSIBLE PARTY
Compliance rating: 93-100%	Non-conformance closure	Principal Contractor / Contractor
Compliance rating: 80-92%	Letter of compliance improvement to Principal Contractor	Johannesburg Water SOC Ltd



OCCUPATIONAL HEALTH & SAFETY (OHS) SPECIFICATION

PROJECT NUMBER:	JW 14060RRR
PROJECT LOCATION:	Northern WWTW
PROJECT DESCR:	Northern Wastewater Treatment Works Dewatering Building Belt Press Replacement and Associated Ancillaries

CRITERIA	ACTION TO BE INSTITUTED	RESPONSIBLE PARTY
Compliance rating: 60-79%	Non-conformance closure	Principal Contractor / Contractor
	Non-compliance hearing	Johannesburg Water SOC Ltd
	Letter of commitment for performance improvement	Principal Contractor / Contractor
Compliance rating: <60%	Non-conformance closure	Principal Contractor / Contractor
	Non-compliance hearing	Johannesburg Water SOC Ltd
	Letter of commitment for performance improvement	Principal Contractor / Contractor
	Non-conformance closure	Principal Contractor / Contractor
3 x Work stoppages	Supply Chain Management to be informed of non-compliance standing	Johannesburg Water SOC Ltd
	Non-compliance hearing	Johannesburg Water SOC Ltd
	Letter of commitment for performance improvement	Principal Contractor / Contractor
	Non-conformance closure	Principal Contractor / Contractor
3 x Non-conformance to <93% monthly compliance rating	Supply Chain Management to be informed of non-compliance standing	Johannesburg Water SOC Ltd
	Non-compliance hearing	Johannesburg Water SOC Ltd
	Letter of commitment for performance improvement	Principal Contractor / Contractor
	Non-conformance closure	Principal Contractor / Contractor
3 x consecutive repeat findings	Supply Chain Management to be informed of non-compliance standing	Johannesburg Water SOC Ltd
	Non-compliance hearing	Johannesburg Water SOC Ltd
	Letter of commitment for performance improvement	Principal Contractor / Contractor
	Non-conformance closure	Principal Contractor / Contractor
3 x consecutive repeat findings	Escalation to SCMU & CAPEX	Johannesburg Water SOC Ltd
	Non-compliance hearing	Johannesburg Water SOC Ltd
	Letter of commitment for performance improvement	Principal Contractor / Contractor
	Non-conformance closure	Principal Contractor / Contractor

20 OPERATIONAL REQUIREMENTS

20.1 EXCAVATIONS


- Where excavations will exceed 1.5 m in depth the contractor will be required to submit a method statement to Johannesburg Water SOC Ltd for approval before commencing with the excavation and Johannesburg Water SOC Ltd will issue a permit to proceed once the risk assessment and method statement is approved.
- Excavations must be limited to 100m per day, or equated to the amount of work to be done for the day.
- All open excavations shall be closed within 3 days of excavation. No excavation will remain open beyond 3 days or during holidays.



OCCUPATIONAL HEALTH & SAFETY (OHS) SPECIFICATION

PROJECT NUMBER:	JW 14060RRR
PROJECT LOCATION:	Northern WWTW
PROJECT DESCR:	Northern Wastewater Treatment Works Dewatering Building Belt Press Replacement and Associated Ancillaries

- Excavation work must be carried out under the supervision of a competent person, who has been appointed in writing, with at least two years' experience in excavation work. Before excavation work begins the stability of the ground must be evaluated.
- Whilst excavation work is being performed, the contractor must take suitable and sufficient steps to prevent any person from being buried or trapped by a fall or dislodgement of material.
- No person may be required or permitted to work in an excavation that has not been adequately shored or braced.
- Where the excavation is in stable material and where the sides of the excavation are sloped back to at least the angle of repose of the excavated material, shoring or bracing may be left out but only after written permission has been obtained from the appointed competent person.
- Shoring and bracing must be designed and constructed to safely support the sides of the excavation.
- Where uncertainty exists regarding the stability of the soil the opinion of a competent professional engineer or professional technologist must be obtained whose opinion will be decisive. The opinion must be in writing and signed by the engineer or technologist as well as the appointed competent person.
- No load or material may be placed near the edge of an excavation unless suitable shoring has been installed to be able to carry the additional load.
- Neighbouring/adjoining buildings, structures or roads that may be affected or endangered by the excavation must be suitably protected.
- Every excavation must be provided with means of access that must be within 6 metres of any worker within the excavation.
- The location and nature of any existing services such as water, electricity, gas etc. must be established before any excavation is commenced with and any service that may be affected by the excavation must be protected and made safe for workers in the excavation.
- The appointed competent person must inspect every excavation, including the shoring and bracing or any other method to prevent collapse, as follows:
 - Daily before work commences
 - After every blasting operation
 - After an unexpected collapse of the excavation
 - After substantial damage to any supports
 - After rain
- The results of any inspections must be recorded in a register kept on site and in the safety file.
- Every excavation accessible to the public or that is adjacent to a public road or thoroughfare or that threatens the safety of persons, must be adequately barricaded or fenced to at least one meter high and as close to the excavation as practicable, regardless of the depth of the excavation.
- Every excavation must be provided with warning lights or visible boundary indicators after dark or when visibility is poor.
- Upon entering an excavation the requirements of General Safety Regulation 5, work in confined spaces, must be observed:
- Any confined space may only be entered after the air quality has been tested to ensure that it is safe to breathe and does not contain any flammable or noxious air mixture.
- The confined space must be purged and ventilated of any hazardous or flammable gas, vapour, dust or fumes.
- The safe atmosphere must be maintained and, where necessary.
- Employees are to be provided with breathing apparatus and must wear a safety harness with a rope with the free end of the rope being continuously attended to by a person outside the confined space.

 Johannesburg Water	OCCUPATIONAL HEALTH & SAFETY (OHS) SPECIFICATION	
	PROJECT NUMBER:	JW 14060RRR
	PROJECT LOCATION:	Northern WWTW
PROJECT DESCR:	Northern Wastewater Treatment Works Dewatering Building Belt Press Replacement and Associated Ancillaries	


- Furthermore, an additional person, trained in resuscitation, to be in full-time attendance immediately outside the confined space.
- Additional serviceable breathing and rescue apparatus is kept immediately outside the confined space for rescue purposes.
- All pipes, ducts etc. that may leak into the confined space to be blanked off sufficiently to prevent any leakage or seepage.
- The employer must ensure that all employees have left the confined space after the completion of work.
- Where flammable gas is present in a confined space no work may be performed in close proximity to the flammable atmosphere.
- Excavations and other openings must be provided with sufficient barriers to prevent construction vehicles and mobile plant from falling into them.
- Excavations left open for extended periods of time (exceeding 48 hours) must be approved the relevant Engineer / Construction Supervisor.

20.2 EXISTING SERVICES

- The Contractor shall note that although the drawings have been prepared using available information they show only the approximate positions of existing services where applicable.
- The information is supplied in good faith but shall be used as a guide only and does not relieve the Contractor of his responsibility to exercise due caution when working in areas where existing services can reasonably be expected, nor his obligation to liaise with the authorities in this regard and the obtaining of the necessary work permits and wayleaves.
- The Contractor shall be responsible to locate and safeguard any existing service he may encounter during construction. The Contractor shall be responsible for any damage to such existing services and works in the execution of this contract and shall reimburse the Employer, authority or the owner concerned for any repairs required following damages due to the Contractor's negligence.
- The Contractor shall be responsible for immediately notifying the Engineer and the authorities concerned regarding any damage caused to public services and existing works.
- Any alterations to public services shall be carried out by the Authority concerned unless the Contractor is instructed otherwise.

20.3 SETTING OUT OF WORKS

- Reference and level beacons will be shown to the Contractor by the Engineer at the commencement of the Contract and the Contractor will be responsible for transferring the datum to the Site of Works.
- The Contractor shall check the condition and accuracy of all reference and level beacons and satisfy himself that they have not been disturbed and are true with regard to position and level. A beacon that has been disturbed shall not be used until its true position and level have been re-established and the new values have been certified by the Engineer. The Contractor shall thereafter be held entirely responsible for the protection of all reference and level beacons.
- The Contractor shall employ a capable surveyor to set out the Works to the required lines and levels. The Engineer shall be informed immediately should any discrepancy be discovered between the levels or dimensions obtained by the Contractor and those shown on the drawings.
- Where a beacon is likely to be disturbed during construction operations, the Contractor shall establish suitable reference beacons at locations where they will not be disturbed during construction. No beacons shall be

 Johannesburg Water	OCCUPATIONAL HEALTH & SAFETY (OHS) SPECIFICATION	
	PROJECT NUMBER:	JW 14060RRR
	PROJECT LOCATION:	Northern WWTW
PROJECT DESCR:	Northern Wastewater Treatment Works Dewatering Building Belt Press Replacement and Associated Ancillaries	

covered over, disturbed or destroyed before accurate reference beacons have been established and details of the positions and levels of such beacons have been submitted to the Engineer. The Contractor's reference beacons shall be of at least the same accuracy and sturdiness of construction as the existing beacons.

- The Contractor shall submit the method of setting out he proposes to employ to the Engineer. Accurate control of line and level shall be provided by the Contractor at all stages of construction.
- Work set out by the Contractor may be checked by the Engineer and any errors found shall be rectified by the Contractor at his own expense. The Contractor shall supply any instrument, equipment, material and labour required by the Engineer for this survey work. Any assistance, including checking given to the Contractor by the Engineer or any setting out done by the Engineer for Contractor shall not be held as relieving the Contractor of his responsibility for the accurate construction of the Works.
- The Contractor's survey instruments and survey equipment shall be suitable for the accurate setting out of the Works and shall be subject to the approval of the Engineer. They shall furthermore be checked and correctly adjusted by the authorized agents before the commencement of the contract and subsequently when required by the Engineer and when otherwise necessary.
- Survey work shall not be measured and paid for directly and compensation for the work involved in setting out shall be deemed to be covered by the rates tendered and paid for the various items of work included under the contract.

20.4 CONFINED SPACE ENTRY


- Enclosed space work necessitates a Confined Space Permit. This may only be obtained from the authorized person nominated in writing.
- The responsibility for safe procedure, both at the time of entry and during the entire operation of entering and working in confined spaces, rests with the Contractor.
- The Contractor shall be sure that adequate steps have been taken to eliminate or control hazards.
- Before working in an area that contains dust, the area is to be ventilated and hosed down to settle and dampen the dust.
- The Contractor shall provide all necessary equipment to manage confined spaces, including all necessary monitoring and rescue equipment (such as tripods, breathing equipment and the like).
- The Contractor shall ensure all persons working in a confined space or managing entry to a confined space are appropriately trained.
- Compulsory - Continuous monitoring, trained rescue teams, radio communication & adequate ventilation.

Pump sumps & valve chambers

Ventilation

- All available manholes or ventilation covers must be removed and the compartment ventilated for 10 (ten) to 15 (fifteen) minutes, using compressed air or a portable blower.
- Such ventilation must be continued while personnel are in the compartment.
- Ensure that exhaust fumes from blower do not enter the confined space.
- Before entering any sump or compartment, the atmosphere must be tested by the Principal Contractor's competent person (trained by the supplier of the gas monitoring equipment) by lowering the gas monitoring equipment to the bottom of the sump or compartment by means of a rope.
- A register must be kept indicating that the atmosphere has been tested and that the sump or compartment is fit to work in.
- The Principal Contractor's construction supervisor must check and co-sign this register each time he visits a site to ensure that the atmosphere is continuously being monitored.

Entering sump

 Johannesburg Water	OCCUPATIONAL HEALTH & SAFETY (OHS) SPECIFICATION	
	PROJECT NUMBER:	JW 14060RRR
	PROJECT LOCATION:	Northern WWTW
	PROJECT DESCR:	Northern Wastewater Treatment Works Dewatering Building Belt Press Replacement and Associated Ancillaries

- When entering a sump the person entering the sump must wear the safety harness, gas detector as well as a self-rescuer.
- A lifeline must be attached to the safety harness and a person on the surface must be in continuous contact with the person in the sump.
- At least one person on the surface must be trained in basic first aid and CPR and a first aid kit with resuscitation equipment must be available outside the entrance of the confined space for emergencies.
- Should the alarm sound when a person is in the confined space, the area must be evacuated immediately and the atmosphere re-tested and certified safe before re-entry into the confined space.
- In no circumstance shall any person remain within a sump for a period of more than one hour at a time.
- A five-minute rest on the surface must be taken after this period before re-entering.
- No naked lights, smoking or unprotected electrical apparatus which may cause sparks, shall be permitted in any sump or in their vicinity.

Confined spaces & water chambers

General

- All employees working in confined spaces or sewer manholes must be issued with gas monitoring equipment and safety harnesses and self- rescuers where applicable.
- All these employees must be trained in their use.
- Where over pumping between manholes is involved, only leakage free pumping machines and conveyance tubes will be allowed.
- Under no circumstances may any confined space be entered unless it has been certified safe to work in.
- Safety harnesses and attachments must be checked for damage to webbing, metal fittings and ropes on a monthly basis and the findings recorded in a register.
- Should a harness be damaged, it must be reported to the construction supervisor immediately.

The following records shall be taken and maintained by the Principal Contractor:

- Confined space entry permits
- Confined space entry registers
- Safety harness registers

Ventilation

- All available manholes or ventilation covers must be removed and the chamber ventilated for 10 (ten) to 15 (fifteen) minutes, using compressed air or a portable blower.
- Such ventilation must be continued while personnel are in the chamber.
- Ensure that exhaust fumes from blower do not enter the confined space.
- Before entering any chamber, the atmosphere must be tested by the Principal Contractor's competent person (trained by the supplier of the gas monitoring equipment) by lowering the gas monitoring equipment to the bottom of the chamber by means of a rope.
- A register must be kept indicating that the atmosphere has been tested and that the area is fit to work in.
- The Principal Contractor's construction supervisor must check and co-sign this register every time he visits the site to ensure that the atmosphere is continuously being monitored.
- Fumes must be extracted from the chamber while welding.

Entering chamber

- When entering a chamber the person entering the chamber must wear a safety harness as well as the gas detector.
- A lifeline must be attached to the safety harness and a person on the surface must be in continuous contact with the person in the manhole.
- At least one person on the surface must be trained in basic first aid and CPR and a first aid kit with resuscitation equipment must be available outside the entrance of the confined space for emergencies.

 Johannesburg Water	OCCUPATIONAL HEALTH & SAFETY (OHS) SPECIFICATION	
	PROJECT NUMBER:	JW 14060RRR
	PROJECT LOCATION:	Northern WWTW
PROJECT DESCR:	Northern Wastewater Treatment Works Dewatering Building Belt Press Replacement and Associated Ancillaries	


- In no circumstances shall any person remain within a chamber for a period of more than one hour at a time. A five-minute rest on the surface must be taken after this period before re-entering.
- Should the alarm sound when a person is in the confined space, the area must be evacuated immediately and the atmosphere re-tested and certified safe before re-entry into the confined space.
- When the activity to undertake inside the pipeline includes the use of any hazardous chemical substances or substances, which might cause hazardous fumes or gasses the contractor, must comply with 5.24 Hazardous Chemical Substances.

Safety equipment

- All teams must be issued with gas monitoring equipment and safety harnesses and self-rescuers where applicable.
- All employees must be trained in the use thereof.

20.5 BARRICADING

- All applicable legislation concerning barricading must be complied with at all times.
- The contractor must develop, document and implement safe work procedures that are aligned with the requirements of this specification.
- Barricading must be erected to:
 - Prevent persons from making contact with an identified hazard;
 - Provide warning of the existence of a hazard;
 - Prevent unauthorised access (by people, vehicles and mobile equipment) into an area where a hazard exists or where a hazardous activity is being carried out;
 - Define the boundaries of a hazardous location and / or restricted area; and
 - Allow a work team to perform hazardous tasks without persons unfamiliar with the hazard(s) accessing the area. Although not limited to these situations, barricading must be erected or installed: Around excavations (trenches, pits, etc.)
 - To protect openings and edges (to prevent persons from falling, all openings and edges associated with floors, stairs, and the open sides of buildings and structures during the course of construction must be protected by sturdy, rigid barriers capable of withstanding a force of at least 110 kilograms applied in any direction at any point)
 - To prevent access into areas where overhead work is in progress;
 - To route vehicles safety through (or around) construction areas; and
 - To protect members of the public who may be in the vicinity of a work or construction site (by preventing access).
- The installation, alteration and removal of barricades must be supervised by a competent person;
- The barricading must be uniformly and intelligently configured; • The barricading must be stable, conspicuous and effective; The barricading must completely surround the work or hazardous area;
- General access requirements around the work or hazardous area (such as pedestrian walkways, operational access, or general thoroughfares) must be taken into consideration when erecting a barricade;
- The extent of the area that is barricaded must be kept to a minimum so as not to unnecessarily restrict access to other areas. If access routes to other areas are blocked by the barricade, alternative routes must be identified and signposted
- All barricaded areas must have properly designated points of entry and exit for persons and / or vehicles. Each pedestrian access point must be fitted with a self-closing gate.
- A sign indicating, “DESIGNATED ACCESS POINT – AUTHORISED PERSONNEL ONLY”, must be fitted to each gate; • Additional signage providing warning of specific hazards (e.g. falling objects, electricity, etc.) Including, “NO UNAUTHORISED ENTRY”, must be attached to all gates and, where required, to the barricading itself. The signage must be visible from all angles and must be large enough to be read from a distance of 10 metres;


 Johannesburg Water	OCCUPATIONAL HEALTH & SAFETY (OHS) SPECIFICATION	
	PROJECT NUMBER:	JW 14060RRR
	PROJECT LOCATION:	Northern WWTW
PROJECT DESCR:	Northern Wastewater Treatment Works Dewatering Building Belt Press Replacement and Associated Ancillaries	

- Barricading must be clearly visible at all times (day and night). If necessary, flashing warning lights must be used;
- Should a person require access to a barricaded area, authorisation must be obtained from the person responsible for the erection of the barricade. The hazards that are present and the Personal Protective Equipment that must be worn within the barricaded area must be communicated to the person seeking access;
- Each barricade must be listed in a register, and each must be inspected daily to ensure that it is still intact and that its positioning is still effective;
- All barricades must be properly maintained and repaired as required;
- When the work has been completed and the hazard has been eliminated, all barricading must be removed without delay. A barricade may not be left in place if no hazard exists;
- Before a barricade is removed (allowing general access), the area must be inspected by the person responsible for the work that was carried out, to ensure that the area is once again safe. If applicable, the person accepting the area back for general use shall do so on completion of his own safety inspection;
- Authorisation to remove (or modify) a barricade may only be granted by the person responsible for the erection of the barricade.
- Where there is a risk of injury, the area should be barricaded off with secure solid barricades.
- Barricading for the prevention of access into areas with a potential risk of injury shall as a minimum be constructed of a handrail, knee-rail and appropriately supported as to prevent any person from falling into the restricted/risk area.
- Appropriate signage shall be affixed to the barricade indicating the risk associated (i.e. deep excavation, lifting operations etc.) and the responsible Supervisor and contact details shall be displayed. All barricading shall have a “No Entry” signs on all sides and at each change of direction. Signage shall be placed at 20 m intervals where lengths exceed. All signage shall be a minimum size of 290 mm x 290 mm.
- Danger tape shall not be utilised to prevent personnel from entering into areas.
- Where no risk exists of injury to personnel such as stacking and storage areas, the use of wire for hand and knee rails netting shall be acceptable to demarcate the area.
- All barricades will have a dedicated entrance where it is required that personnel enter the areas.
- Appropriate signage shall be placed at the entrance indicating which Contractor has right of entry.
- It is the Contractor’s responsibility to remove all redundant barricades directly after use. The Contractor’s Safety Officers will maintain a marked-up site plan indicating where barricades are erected.
- It will be a requirement that the contractor protects employees against contact with exposed rebar and poles by the installation of rebar-caps on all exposed areas where there is a potential that an employee could be injured.

20.6 SYMBOLIC SIGNGAGE

Contractors shall use mandatory and prescribed symbolic safety signs at their lay down and site areas. The display of the following signs is mandatory:

- “Radio-Active Material” symbolic signs at radioactive storage areas.
- “Eye Protection” symbolic signs shall be displayed at all grinding machines and at any area where it is mandatory to wear eye protection or where there is danger of an eye injury being sustained.
- “Ear Protection” symbolic signs shall be displayed at all areas where there is a danger of noise induced hearing loss being sustained.
- Every separate room of a workplace shall be consecutively numbered.
- All toilets or urinals shall be marked in a conspicuous place with painted or stencilled letters to indicate the sex for which they are intended.
- The location of every first aid box is to be clearly indicated by means of a sign.
- In any room, cabinet or enclosure where flammable substances are used or stored shall be fixed a suitable and conspicuous sign prohibiting smoking or the use of naked flames in the area.
- At the entrance to premises where machinery is used

 Johannesburg Water	OCCUPATIONAL HEALTH & SAFETY (OHS) SPECIFICATION	
	PROJECT NUMBER:	JW 14060RRR
	PROJECT LOCATION:	Northern WWTW
	PROJECT DESCR:	Northern Wastewater Treatment Works Dewatering Building Belt Press Replacement and Associated Ancillaries

- Restricted access on “Authorised Person Only” signs on entry. “No person shall enter the workplace or premises without the permission of the employer or user of the machinery”.
- At every place where machinery is used a notice (English & Pictograms) shall be posted.
- Explosive Power Tool shall have a sign warning people when it is in use.
- Electrical Control Gear. A notice shall be posted so as to warn against the re-closing of a switch of control gear whilst a person is working on such equipment.
- Emergency contact telephone numbers.
- Adequate scaffolding signs. (When applicable).
- Adequate fire fighting equipment signs.
- Speed limit signs.
- Warning notices at openings through which people may fall.
- Risk based signage depending on the task being performed e.g.:
 - “Men working above”, “Men working below”, “Road closed – detour”, “Excavation in progress”, “No walkway” etc.;
- No-entry signs to incomplete platforms

The Principal Contractor shall install a notification board indicating the following information at the site entrance:


- Johannesburg Water SOC Ltd project number;
- Principal Contractor identification details (name, telephone number)
- Name and contact details of Construction Supervisor;
- Name and contact details of site safety officer;
- Monthly compliance rating;
- Lost Time Injury Rate;

The Principal Contractor will ensure that information on the notification board is kept up-to-date.

20.7 USE AND STORAGE OF FLAMMABLES

The Principal Contractor to ensure that:

- No person is required or permitted to work in a place where there is the danger of fire or an explosion due to flammable vapours being present unless adequate precautions are taken;
- No flammable material is used or applied e.g. in spray painting, unless in a room or cabinet or other enclosure specially designed and constructed for the purpose unless there is no danger of fire or explosion due to the application of adequate ventilation;
- The workplace is effectively ventilated. Where this cannot be achieved:
 - Employees must wear suitable respiratory equipment
 - No smoking or other source of ignition is allowed in the area
 - The area is conspicuously demarcated as “flammable”
- Flammables stored on a construction site are stored in a well-ventilated, reasonably fire-resistant container, cage or room that is kept locked with access control measures in place. Sufficient fire fighting equipment is installed and fire prevention methods practiced. Proper housekeeping may achieve this;
- Flammables stored in a permanent flammable store are stored so that no fire or explosion is caused.
- Stored in a locked and well-ventilated reasonably fire resistant container, cage or room conspicuously demarcated as “Flammable Store – No Smoking or Naked Lights”
- The flammables store to be constructed of two-hour fire retardant walls and roof and separated from adjoining rooms or workplaces by means of a two-hour fire retardant fire wall
- Adequate and suitable fire fighting equipment installed around the flammables store and marked with the prescribed signs
- All electrical switches and fittings to be of a flameproof design
- Any work done with tools in a flammable store or work areas to be of a non-sparking nature
- No Class A combustibles such as paper, cardboard, wood, plastic, straw and the like to be stored together with flammables

 Johannesburg Water	OCCUPATIONAL HEALTH & SAFETY (OHS) SPECIFICATION	
	PROJECT NUMBER:	JW 14060RRR
	PROJECT LOCATION:	Northern WWTW
	PROJECT DESCR:	Northern Wastewater Treatment Works Dewatering Building Belt Press Replacement and Associated Ancillaries

- The flammable store to be designed and constructed such that in the event of spillage of liquids the store is able to contain the full quantity + 10% of the liquids stored
- A sign indicating the capacity of the store to be displayed on the door
- Only one day's quantity of flammable is to be kept in the workplace;
- Containers (including empty containers) to be kept closed to prevent fumes/vapours from escaping and accumulating in low lying areas;
- Metal containers to be bonded to earth whilst decanting to prevent build-up of static forces; and
- Welding and other flammable gases to be stored segregated according to the type of gas and empty and full cylinders.

20.8 HAZARDOUS CHEMICAL SUBSTANCES


The Principal Contractor must ensure that:

- Employees receive the necessary information and training to be able to use and store hazardous chemical substances safely;
- Employees obey lawful instructions regarding:
 - The wearing and use of protective equipment
 - The use and storage of hazardous chemical substances
 - The prevention of the release of hazardous chemical substances
 - The wearing of exposure monitoring and measuring equipment
 - The cleaning up and disposal of materials containing hazardous chemical substances
 - Housekeeping, personal hygiene and the protection of the environment
- The risk assessments required in terms of Construction Regulation include employee exposure to hazardous chemical substances and that the necessary measures be taken to protect persons from being detrimentally affected by hazardous chemical substances present or used in the workplace;
- Suppliers provide the necessary information in the form of a material safety data sheet regarding a hazardous chemical substances required to ensure the safe use and storage of that substances;
- An up-to-date list is kept on site of hazardous chemical substances stored and used together with the material safety data sheet of the hazardous chemical substances;
- Hazardous chemical substances containers be clearly marked with the contents and main hazardous category e.g. "Flammable" or "Corrosive" and the reference number of the hazardous chemical substances on the list indicated above;
- Hazardous chemical substances, for example asbestos dust, are not cleared by using compressed air but should be vacuumed;
- No person eats or drinks in a hazardous chemical substances workplace; and
- Hazardous chemical substances waste is disposed of safely in terms of hazardous waste disposal requirements.
- MSDS's to be in 16 point format- available on site

20.9 FIRE PREVENTION AND PROTECTION

The Principal Contractor must ensure that:

- The risk of fire is avoided;
- Sufficient and suitable storage for flammables is provided;
- Sources of ignition are removed wherever flammable or highly combustible material is present in the workplace, for example:
 - Notices prohibiting smoking are displayed and enforced
 - Welding and flame cutting is only allowed under controlled conditions that includes written hot work permits
 - Only spark-free hand and power tools are used
 - No grinding, cutting and shaping of ferrous metals is allowed using electrically driven power tools that produce sparks

 Johannesburg Water	OCCUPATIONAL HEALTH & SAFETY (OHS) SPECIFICATION	
	PROJECT NUMBER:	JW 14060RRR
	PROJECT LOCATION:	Northern WWTW
PROJECT DESCR:	Northern Wastewater Treatment Works Dewatering Building Belt Press Replacement and Associated Ancillaries	


- Flameproof switches and fittings are to be used in the flammable atmosphere
- Good housekeeping is maintained to prevent the accumulation of unnecessary combustibles
- Adequate ventilation is maintained
- Adequate and suitable fixed and portable fire fighting equipment is provided and maintained in good working order.
- Maintenance must include:
 - Regular inspection of fire equipment by a competent person appointed in writing and keeping a register
 - Annual inspection and service by an accredited service provider
- All employees are instructed in the use of the fire fighting equipment and know how to attempt to extinguish a fire;
- A sufficient number of employees are appointed and trained to act as an emergency team to deal with fires and other emergencies;
- Employees are informed regarding emergency evacuation procedures and escape routes;
- Emergency escape routes are kept clear at all times and clearly marked;
- Evacuation assembly points are demarcated;
- Evacuation is practiced to ensure that all persons are evacuated timeously;
- Roll call is held after evacuation to account for all personnel and ensure that no-one has been left behind; and
- A siren or alarm is fitted which is clearly audible to all persons on site.

20.10 STACKING AND STORAGE

The Principal Contractor must ensure that:

- A competent person is appointed in writing to supervise all stacking and storage on a construction site;
- Adequate storage areas are provided and demarcated;
- The storage areas are kept neat and under control;
- The base of any stack is level and capable of sustaining the weight exerted on it by the stack;
- The items in the lower layers can support the weight exerted by the top layers;
- Cartons and other containers that may become unstable due to wet conditions are kept dry;
- Pallets and containers are in good condition and no material is allowed to spill out;
- The height of any stack does not exceed 3 times the base unless stepped back at least half the depth of a single container at least every fifth tier or the approval of an inspector has been obtained to build the stacks higher with the aid of a machine. The operator of the machine must be protected against items falling from overhead off the stack and no items may overhang;
- The articles that make up a single tier are consistently of the same size, shape and mass;
- Structures for supporting stacks are structurally sound and able to support the mass of the stack;
- No articles are removed from the bottom of the stack first but from the top tier first;
- Anybody climbing onto a stack must do it in a safe manner, taking reasonable safety precautions, and ensuring that the stack is stable and capable of supporting him or her
- Stacks that are in danger of collapsing are broken down and restacked;
- Stability of stacks are not threatened by vehicles or other moving plant and machinery;
- Stacks are built in a header and stretcher fashion and that corners are securely bonded;
- Stacks are stepped back at least half the depth of a single container at least every fifth tier; and
- Persons climbing onto stacks do not approach unguarded moving machinery or electrical installations.
- Laydown area is allocated for Contractor-supplied items.
- At all times, the Contractor shall be responsible for the safe and adequate storage of all materials and equipment on site which he is to install, whether they are supplied by himself or others.
- The safe handling, unloading and loading of material receipts and dispatches at site or storage areas shall be the Contractors' responsibility.

The Contractor shall provide a suitable and adequate lock-up store for the storage of items of equipment and material, which would be damaged or pilfered if stored in the open. The Principal Contractor shall provide all facilities required for weather-proofing, dust proofing or vermin proofing.

 Johannesburg Water	OCCUPATIONAL HEALTH & SAFETY (OHS) SPECIFICATION	
	PROJECT NUMBER:	JW 14060RRR
	PROJECT LOCATION:	Northern WWTW
PROJECT DESCR:	Northern Wastewater Treatment Works Dewatering Building Belt Press Replacement and Associated Ancillaries	

The Contractor is responsible for the proper storage and maintenance of all equipment until issue of the Certificate of Practical Completion.

All equipment and materials will be stored on suitable wood poles or pallets which will not protrude more than a meter from any of the stored material. Safe access ways shall be maintained between all stored items preventing employees from having to climb over or under equipment to retrieve the necessary.

20.11 HOUSEKEEPING

The Principal Contractor to ensure that:

- Housekeeping is continuously implemented and maintained;
- Materials and equipment are properly stored;
- Scrap, waste and debris is removed regularly;
- Materials placed for use are placed safely and not allowed to accumulate or cause obstruction to the free-flow of pedestrians and vehicular traffic;
- Waste and debris not to be removed from heights by throwing but rather by chute or crane;
- Where practicable, construction sites are fenced off to prevent entry of unauthorised persons;
- Catch platforms or nets are erected over entry and exit ways or over places where persons are working to prevent them being struck by falling objects;
- An unimpeded work space is maintained for every employee;
- Every workplace is kept clean, orderly and free of tools, materials and the like that are not required for the work being done;
- As far as is practicable, every floor, walkway, stair, passage and gangway is kept in good state of repair, skid-free and free of obstruction, waste and materials;
- The walls and roof of every indoors workplace sound and leak-free; and
- Openings in floors, hatchways, stairways and open sides of floors or buildings are barricaded, fenced, boarded over or provided with protection to prevent persons from falling.


20.12 PUBLIC HEALTH AND SAFETY

The Principal Contractor is responsible for ensuring that non-employees affected by the construction work are made aware of the dangers likely to arise from the construction work as well as the precautionary measures to be observed to avoid or minimise those dangers. This includes:

- Non- employees entering the site for whatever reason;
- The surrounding community; and
- Passers-by the site.

- The Principal Contractor shall organize the site in such a manner that pedestrians and vehicles can move safely and without risks to health, including sufficient and suitable traffic routes and safe walkways with relevant signage.
- Appropriate signage must be posted to this effect and all employees on site must be instructed to ensure that non-employees are protected at all times. All non-employees entering the site must receive induction into the hazards and risks of the site and the control measures to be observed.
- The Principal Contractor shall recognize that the Community Liaison Officer (CLO) is the link between Johannesburg Water SOC Ltd and the community and provide all reasonable support to the Community Liaison Officer to ensure relevant responsibilities are fulfilled and positive relationships with the community are maintained.

20.13 TRAFFIC MANAGEMENT

 Johannesburg Water	OCCUPATIONAL HEALTH & SAFETY (OHS) SPECIFICATION	
	PROJECT NUMBER:	JW 14060RRR
	PROJECT LOCATION:	Northern WWTW
PROJECT DESCR:	Northern Wastewater Treatment Works Dewatering Building Belt Press Replacement and Associated Ancillaries	

- Where activities are performed close to public routes, the Principal Contractor will establish a traffic management plan incorporating the requirements of relevant by-laws.
- At a minimum, barricading, warning signage and flagmen will be provided to ensure the protection of workers from vehicles in transit.
- Where required, the Principal Contractor will interact with the local traffic department to establish minimum requirements to be implemented on public routes.

20.14 HAND TOOLS

The Principal Contractor must inspect all hand tools before it is brought onto the site.

- As far as possible all hand tools must be numbered and placed on register to be inspected monthly by a person designated to do so.
- Any tools found to be in an unsafe condition must immediately be removed from service and either discarded or rectified.
- No chisels with “mushroomed” heads must be used.
- No hammer shall be used with a cracked or damaged handle.
- All files must be fitted with handles.
- All trolleys, pushcarts, etc. used on site must be identifiable, placed on register and inspected at least once every month.
- Non-sparking tools must be used in areas where the risk of fire or explosion is present.
- No homemade hand tools are allowed on the project.
- All tools shall be attached to a suitable lanyard when utilised in elevated positions

20.15 PORTABLE ELECTRICAL EQUIPMENT

Portable electrical tools and equipment includes every unit that takes electrical power from a 15 ampere plug point and is moved around for use in the workplace for example; drills, saws, grindstones, portable lights, etcetera. Other electrical appliances such as fridges, hotplates, heaters, and etcetera must be inspected and maintained to the same standards as portable electrical tools and appliances.

The use, inspection and maintenance of portable electrical tools and equipment shall be as follows:


- Periodical inspections must be carried out by a competent person appointed in writing;
- Inspection results must be recorded in a register;
- Only competent authorised persons are allowed to use portable electrical tools and equipment; and
- The correct protective equipment must be worn or used whilst operating portable electrical tools and equipment.

This equipment:

- Must be maintained in good condition at all times to prevent an electrical shock to the user;
- The main power source should incorporate an earth leakage protection device or receive power through a double wound transformer or be double insulated and clearly marked as such; and
- All equipment must be fitted with a switch to allow for safe and easy starting and stopping.

The following requirements apply to portable lights:

- Must be fitted with a robust non-hygroscopic non-conducting handle;
- Live metal parts or parts which may become live must be protected against contact;
- The lamp must be protected by a strong guard;
- The cable lead-in must withstand rough handling;
- Inspections must be undertaken that concentrate on plug, cord, switch and any obvious faults;
- A register be kept for each piece of equipment with findings of regular inspections undertaken to evaluate the condition of these lights; and
- When used in wet/damp/metal container conditions, the lamp must be protected.

 Johannesburg Water	OCCUPATIONAL HEALTH & SAFETY (OHS) SPECIFICATION	
	PROJECT NUMBER:	JW 14060RRR
	PROJECT LOCATION:	Northern WWTW
PROJECT DESCR:	Northern Wastewater Treatment Works Dewatering Building Belt Press Replacement and Associated Ancillaries	

20.16 LIFTING EQUIPMENT & MACHINERY

Lifting equipment must be designed and constructed in accordance with the manufactures/designers specifications as well as generally accepted technical standards and operated, used, inspected and maintained in accordance with the manufactures requirements as well as that of the of Driven Machinery Regulations promulgated in terms of the Occupational Health and Safety Act (Act no 85 of 1993).

The Driven Machinery Regulations requires that:

- Lifting equipment is clearly and conspicuously marked with the maximum mass load (MML) that it is designed to carry safely. When the MML varies with the conditions of use a table showing the maximum mass load with respect to every variable condition shall be posted up by the user in a conspicuous, place easily visible to the operator and the table shall be used by the driver/operator;
- Each winch on a lifting machine must at all times have, at least, three full turns of rope on the drum when the winch has been run to its lowest limit;
- Lifting equipment shall be fitted with a brake or other device capable of holding the MML. This brake or device shall automatically prevent the downward movement of the load when the lifting power is interrupted;
- Lifting equipment shall be fitted with a load limiting device that automatically arrest the lift when the load reaches its highest safe position or when the mass of the load is greater than the MML;
- Every chain or rope on a lifting machine that forms an integral part of the machine must have a factor of safety as prescribed by the manufacturer of the machine. Where no standard is available the factor of safety must be:
 - chains – 4 (four)
 - steel wire ropes 5 (five)
 - fibre ropes- 10 (ten)
- Every hook or load attaching device must be designed to prevent the load from slipping off or disconnecting;
- Every lifting machine must be inspected and load tested by a competent person every time it has been dismantled and re-erected and every 12 months after that. The load test must be in accordance with the manufacturer's requirements or to 110% of the MML. In addition, all ropes, chains, hooks or other attaching devices, sheaves, brakes and safety devices forming an integral part of a lifting machine must be inspected every 6 months by a competent person;
- All maintenance, repairs, alterations and inspection results must be recorded in a log book and each lifting machine must have its own log book; and
- No person may be lifted by a lifting machine not designed for lifting persons unless in a cradle approved by the inspector of the Department of Labour.

General requirements for cranes and lifting equipment

All documentation must be provided to the Johannesburg Water SOC Ltd Project Engineer prior to mobilisation. Failure to do so and the resulting cost of any delays and/or remedial activities will be for the Contractor's account.


All crane operators must be authorised by the relevant Engineer before they may operate a crane or lifting machine. The Load charts must be displayed at the crane.

Daily pre-use inspections of the cranes must be done and be kept on the file. The inspections must be logged in a logbook. The area in which a lift is performed must always be barricaded to prevent employees from entering.

A crane or lifting machine must not be left unattended and the keys may never be left in the ignition when the operator is not present. Properly constructed out rigger pads must be used when soil is uneven or unstable. (Only sleepers or appropriately designed steel plate pads may be used for this purpose).

Only a competent rigger may direct a lift of any kind unless the following requirements are met. Rigger assistants used for performing lifting operations shall be limited to lifts with all of the following requirements:

- Lifts lower than 5 tons

 Johannesburg Water	OCCUPATIONAL HEALTH & SAFETY (OHS) SPECIFICATION	
	PROJECT NUMBER:	JW 14060RRR
	PROJECT LOCATION:	Northern WWTW
PROJECT DESCR:	Northern Wastewater Treatment Works Dewatering Building Belt Press Replacement and Associated Ancillaries	

- Easy lifts that does not require the load to be lifted over structures, equipment or machinery
- Equipment that is not critical
- Rigging configuration that requires the attachment of several parts of lifting equipment such as chain blocks to adjust the angle of loads.
- All safety devices on a crane or lifting machine must be functional.

Certification will be required for record purpose, and shall cover the following:

- A Brake or other device capable of holding the maximum mass should the power fail, or which is such that it shall automatically prevent the uncontrolled downward movement of the load when the raising effort is interrupted; and
- A Limiting device which shall automatically arrest the driving effort when:
 - The Hook or Load attachment point of the Power Driven lifting machine reaches its highest safe position; and
 - In the case of a Winch Operated lifting machine with a lifting capacity of 5000kg or more, the load is greater than the rated mass load of such machine.

The user shall ensure that every lifting machine is operated by an Operator specifically trained for a particular type of lifting machine; the user shall not require or permit a person to operate such lifting machine unless the operator is in possession of a certificate of training, issued by an accredited person or organisation.

No Crane shall be used at arrival on site before copies of all documentation have been handed over to the Johannesburg Water SOC Ltd and the Crane have been checked by a person duly authorised and signed off as acceptable. Copies of all documentation shall be kept in the SHE File at all times.

No Crane shall be used without a pre-use check and findings entered on an approved checklist. Before any cranes are established on site the following must be inspected and approved:


- Operator's licences
- Training certificates
- Medical fitness certificate.
- The cranes load test certificate.
- Rope test certificates including Mill / Destructive test.
- The lifting gear load test certificates.
- The load limiting device calibration certificate.
- Proof that the hooks have been measured for spreading.
- The service inspection history.
- Monthly comprehensive inspection certificate
- Operation and maintenance Manuals and crane condition.

Cranes and Lifting Machines

A contractor shall ensure that where tower cranes are used:

- Account is taken of the effects of wind forces on the structure;
- Account is taken of the bearing capacity of the ground on which the tower crane is to stand;
- The bases for the tower cranes and tracks for rail-mounted tower cranes are firm and level;
- The tower cranes are erected at a safe distance from excavations;
- There is sufficient clear space available for erection, operation and dismantling;
- The tower crane operators are competent to carry out the work safely; and
- The tower crane operators are physically and psychologically fit to work in such an environment by being in possession of a medical certificate of fitness."

No user shall use or permit any person to use a Jib-Crane with a lifting capacity of 5000kg or more at a minimum Jib radius, unless it is provided with:

 Johannesburg Water	OCCUPATIONAL HEALTH & SAFETY (OHS) SPECIFICATION	
	PROJECT NUMBER:	JW 14060RRR
	PROJECT LOCATION:	Northern WWTW
PROJECT DESCR:	Northern Wastewater Treatment Works Dewatering Building Belt Press Replacement and Associated Ancillaries	

- A load indicator that shall indicate to the operator of the Jib-Crane the mass of the load being lifted, provided that such a device shall not require manual adjustment from the application of the load, to the Jib-Crane, until the release of the load.
- A Limiting Device, which shall automatically arrest the driving effort whenever the load is lifted, is greater than the rated mass load of the Jib-Crane.

Mobile Crane near Power Lines

No mobile cranes are to be used near overhead power lines until the Johannesburg Water SOC Ltd representative has been notified and provided safe access conditions and a valid permit to work is obtained. Mobile cranes shall be effectively earthed when working in the vicinity of electrical wires. Assume that all electrical equipment and wires are live and avoid them.

Lifting tackle

The following requirements will apply to lifting tackle:

- Manufactured of sound material, well-constructed and free from patent defects;
- Clearly and conspicuously marked with an identity number;
- MML factor of safety:
 - Natural fibre ropes - 10(ten)
 - Man-made fibre ropes and woven webbing - 06(six)
 - Steel wire ropes – single rope - 06(six)
 - Steel wire ropes – combination slings - 08(eight)
 - Mild Steel chains - 05(five)
 - High tensile/alloy steel chains - 04(four)
- Steel wire ropes must be examined by a competent person every three months and the results recorded in a designated logbook. The ropes must be discarded (not used any further for lifting purposes) when wear and corrosion is evident.

20.17 LADDERS

The following requirements for ladders will apply:


- All ladders used on the site shall be constructed and used in compliance with the OH&S Act and Regulations.
- Ladders, which provide access to a working platform, shall extend one metre above the platform where it provides access, and shall be secured to prevent slipping.
- Timber ladders shall not be painted other than with clear preserving oils, clear varnishes or clear plastics.
- Ladders, which are in a damaged condition, shall not be used and shall be labelled accordingly and removed from the Premises.
- All Ladders shall be numbered, logged in a register, and inspected monthly.
- A ladder in use shall be held by an assistant and/or properly tied down in position.
- Only ladders that do not conduct electricity shall be used in live electrical sub-stations and switching rooms.
- Ladders shall be removed after use and stored in an appropriate facility as to not expose them unnecessarily to the elements or potential damage by surrounding activities.

20.18 CONSTRUCTION VEHICLES AND MOBILE PLANT

Johannesburg Water SOC Ltd will inspect construction vehicles and mobile plant prior to being allowed on a project site. Suppliers of hired vehicles, plant and equipment will be required to comply with this specification as well as the Occupational Health and Safety Act (Act no. 85 of 1993) and Regulations.

Construction vehicles and mobile plant to be:

- Of acceptable design and construction;
- Maintained in good working order;

 Johannesburg Water	OCCUPATIONAL HEALTH & SAFETY (OHS) SPECIFICATION	
	PROJECT NUMBER:	JW 14060RRR
	PROJECT LOCATION:	Northern WWTW
PROJECT DESCR:	Northern Wastewater Treatment Works Dewatering Building Belt Press Replacement and Associated Ancillaries	

- Used in accordance with their design and intention for which they were designed;
- Operated and/or driven by trained, competent and authorised operators/drivers. No unauthorised persons are to be allowed to drive construction vehicles and mobile plant;
- Provided with safe and suitable means of access;
- Fitted with adequate signalling devices to make movement safe including reversing;
- Provided with roll-over protection (where applicable);
- Inspected daily before start-up by the driver, operator and/or user and the findings recorded in a register/log book;
- Fitted with two head and two tail lights that are in good working condition and must be used whilst operating under poor visibility conditions;
- When used for transporting persons must have seats firmly secured and sufficient for the number of persons being transported.

Operators and drivers of construction vehicles and mobile plant must be in possession of a valid medical certificate declaring the operator and/or driver physically and psychologically fit to operate or drive construction vehicles and mobile plant.

No loose tools, materials etc. are allowed in the driver and/or operators compartment/cabin or in the compartment in which any other persons are transported.

No person shall ride on any construction vehicle or mobile plant otherwise than in a safe place provided thereon for that purpose. Employees shall only be transported if provision for seating and safety belts has been provided with an adequate canopy or rollover protection.

All construction vehicles and mobile plant left unattended at night, adjacent to a freeway in normal use or adjacent to construction areas where work is in progress, must have appropriate lights or reflectors, or barricades equipped with appropriate lights or reflectors, in order to identify the location of the vehicles or plant.

Bulldozers, scrapers, loaders, and other similar mobile plant must, when being repaired or when not in use, be fully lowered or blocked with controls in a neutral position, motors stopped and brakes set.


Self-Propelled Mobile Machinery

All Self-Propelled Mobile Machinery must be inspected daily and the findings recorded in a register. Pre-use inspection checklist shall identify critical items that would stop the operator from operating machinery should a defect be detected.

All operators shall be tested on their ability to operate machinery and equipment inspected prior to be used on any of the premises by the Johannesburg Water SOC Ltd Project Inspectors and Responsible Engineer. Relief drivers shall be made available for mobile machinery where there is a need for on-going operations and the contractor shall establish a rotation schedule.

All Drivers/Operators shall be appointed under the applicable legislation prior to operating any type of mobile equipment or machinery:

- If Driver/Operator does not adhere to the rules and regulations his appointment as operator shall be cancelled and he shall not be able to carry on with his duty.
- No Driver/Operator shall be appointed without proof of training, driver's licence or letter of competency.
- No training of Drivers/Operators on Site.
- No passengers on dump truck, Loaders or Excavators.
- No eating or drinking allowed while operating equipment.
- No vehicle shall be left unattended with engine running or key in ignition.
- Drivers may use no cellular phones during operations.

 Johannesburg Water	OCCUPATIONAL HEALTH & SAFETY (OHS) SPECIFICATION	
	PROJECT NUMBER:	JW 14060RRR
	PROJECT LOCATION:	Northern WWTW
PROJECT DESCR:	Northern Wastewater Treatment Works Dewatering Building Belt Press Replacement and Associated Ancillaries	

Equipment Approval

Authorization for the use of equipment shall be given in writing only after the following minimum requirements and documentation have been verified and shall as a minimum include the following:

- Minimum two lights in front and rear of vehicle
- Communications system (where required);
- Reflective Taping;
- First-aid kit, fire-fighting equipment and emergency roadside triangles;
- Tyres in good condition;
- Windscreen clear of cracks;
- Safety belts fitted for all occupants;
- Signage for clear identification;
- Windscreen wipers;
- Warning hooter and reverse alarm;
- Rotating warning lights (where applicable);
- Maximum number of persons indicated;
- Equipment free of oil and other leaks;
- Maintenance/Service & Equipment manuals available;

OPERATORS

- a) The operator must carry out faithfully, efficiently and with due diligence all operations according to the instructions of the relevant JW Manager or representative.
- b) Without first obtaining the written consent of the service provider, the relevant JW Manager or representative shall not permit or allow any person other than the operator or mechanic to operate any item of plant.
- c) Only skilled operators may be employed with valid professional driving permits and any operator found to be unsuitable must be replaced immediately upon notification.
- d) The service provider shall ensure that an Operator is provided to work during stand by and over time as agreed upon with the relevant JW manager while taking into consideration, the statutory limits for the number of working hours per week for an individual, as prescribed by the Department of Labour.
- e) Where an Operator was working on standby \ over-time during the previous night, the service provider will be required to provide another Operator to operate the plant during normal working hours on the following day. No driver / Operator will be allowed to work longer than the hours prescribed by the Department of Labour.

Operator Approval


Authorization for operators for the use of equipment shall be given in writing only after the following minimum requirements and documentation have been verified and shall as a minimum include the following:

- Operator's Certificate (accredited training organisation);
- Operators Licence appropriate to the nature of the Mobile equipment;
- Operator's knowledge tested and familiar with the controls for the vehicle;
- Public driver's permit where required;
- Medical fitness certificate.

21.13.3 DOCUMENTATION OF PLANT

The following documents are required for desludging plant offered:

- a) Proof of valid Certificate of Registration (RC1) in Respect of Motor Vehicle (as per National Road Traffic Act)
- b) Proof of an actual (This is not a cutout document) valid license disc and a Roadworthy certificate (as per National Road Traffic Act).
- c) Valid Insurance per category of plant offered.

 Johannesburg Water	OCCUPATIONAL HEALTH & SAFETY (OHS) SPECIFICATION	
	PROJECT NUMBER:	JW 14060RRR
	PROJECT LOCATION:	Northern WWTW
PROJECT DESCR:	Northern Wastewater Treatment Works Dewatering Building Belt Press Replacement and Associated Ancillaries	

20.19 Fall protection (Working in elevated positions)

A pre-emptive risk assessment will be required for any work to be carried out above **two metres** from the ground or any floor level. This work will be classified as “work in elevated positions”.

As far as is practicable, any person working in an elevated position will work from a platform, ladder or other device that is at least as safe as if he is working at ground level. Whilst working in this position he shall be wearing a single belt with lanyard to prevent the person falling from the platform, ladder or other device. This safety belt will be, as far as is possible, secured to a point away from the edge over which the person might fall and the lanyard must be of such a length and strength that the person will not be able to move over the edge.

Alternatively, any platform, slab, deck or surface forming an edge over which a person may fall may be fitted with suitable guard rails at two different heights as prescribed in the relevant South African National Standard for the design, erection, use and inspection of access scaffolding.

Where the requirement in the paragraph above is not practicable, the person will be provided with a full body harness that will be worn at all times and shall be attached above the wearer’s head at all times. The lanyard must be fitted with a shock-absorbing device or the person must be attached to a fall arrest system (anchorage connector; body wear; and connecting device) approved by Johannesburg Water SOC Ltd.

Where the requirements in the paragraph above are not practicable, a suitable catch net must be erected.

Employees working in elevated positions must be trained to work without risk to their health and safety or to the health and safety of others and be declared medically and psychologically fit to perform work at elevated positions.

Where work on roofs is carried out, the risk assessment must take into account the possibility of persons falling through fragile material, i.e. skylights and openings in the roof.

Access scaffolding

Access scaffolding must be erected, used and maintained safely in accordance with Construction Regulations and relevant SA Bureau of Standards Code of Practice.


Detailed consideration must be given to all scaffolding to ensure that it is properly planned to meet the working requirements, designed to carry the necessary loadings and maintained in a sound condition. Sufficient material must be available to erect the scaffolding properly.

Scaffolding must only be erected, altered or dismantled by persons who have adequate training and experience and are competent in this type of work and under the continuous supervision of such a person.

20.20 Structures

The Principal Contractor must ensure that:

- Only skilled employees are allowed to erect structures and that the skills of these employees are verified at regular intervals.
- Steps are taken to ensure that no structure becomes unstable or collapses due to construction work being performed on it or in the vicinity of it.
- No structure is overloaded to the extent that it becomes unsafe.
- He has received from the designer the following information:
 - Information on known or anticipated hazards relating to the construction work and the relevant information required for the safe execution of the construction work.
 - A geo-scientific report (where applicable).
 - The loading the structure is designed to bear.
 - The methods and sequence of the construction process.

 Johannesburg Water	OCCUPATIONAL HEALTH & SAFETY (OHS) SPECIFICATION	
	PROJECT NUMBER:	JW 14060RRR
	PROJECT LOCATION:	Northern WWTW
PROJECT DESCR:	Northern Wastewater Treatment Works Dewatering Building Belt Press Replacement and Associated Ancillaries	

All drawings relating to the design are on site and available for inspection.

20.21 Explosive powered tools

Every explosive powered tool must be:


- Provided with a guard around the muzzle to confine flying fragments or particles; and
- Must be fitted with a firing mechanism that will prevent the explosive powered tool from firing unless it is pushed against the surface and at the right angle. Where the explosive powered tool is fitted with an intermediate piston between the charge and the nail this requirement is waived.

The Principal Contractor or user must ensure that:

- Only the correct type of cartridge is used;
- The explosive powered tool is cleaned and inspected daily before use by an appointed competent person. The competent person will keep a register with the findings of his inspection and the details of cleaning, service and repairs;
- The safety devices are in good working order before the explosive powered tool is used;
- When the explosive powered tool is not being used it is stored in an unloaded condition together with the cartridges in a safe and secure place inaccessible to unauthorised persons;
- A warning notice is displayed at the point where the explosive powered tool is in use;
- The issue and return of cartridges must be by issue/returns register signed by both issuer and user and empty cartridge cases must be returned with unspent cartridges;
- Users and operators of the explosive powered tool have received the necessary training and has been authorised as competent to use/operate the explosive powered tool; and
- Users and operators must wear the prescribed personal protective equipment whilst using and/or operating the tool.

20.22 Bulk mixing plants (Batch plants)


- All contractors shall ensure that all bulk mixing plants are operated and supervised by a competent person who has been appointed in writing.
- All contractors shall ensure that the placement and erection of a bulk mixing plant complies with the requirements set out by the manufacturer and that such plant is erected as designed.
- All contractors shall ensure that all devices to start and stop a bulk mixing plant are provided and that these devices are:
 - Placed in an easily accessible position; and
 - Constructed in such a manner as to prevent accidental starting.
- The contractor shall ensure that the machinery and plant selected is suitable for the task and that all dangerous moving parts of a mixer are placed beyond the reach of persons by means of doors, covers or other similar means.
- No person shall be permitted to remove or modify any guard or safety equipment relating to a bulk mixing plant, unless authorized to do so by the appointed person.
- The contractor shall ensure that all persons authorized to operate the bulk mixing plant are fully aware of all the dangers involved in the operation thereof and conversant with the precautionary measures to be taken in the interest of health and safety.
- No person supervising or operating a bulk mixing plant shall authorize any other person to operate the plant, unless such person is competent to operate machinery.
- The contractor shall ensure that all precautionary measures as stipulated for confined spaces in "good safe practices" are adhered to when entering any silo.
- The contractor shall ensure that a record is kept of any repairs or maintenance to a bulk mixing plant and that it is made available, on site, to an inspector, client, client's agent or employee upon request.

 Johannesburg Water	OCCUPATIONAL HEALTH & SAFETY (OHS) SPECIFICATION	
	PROJECT NUMBER:	JW 14060RRR
	PROJECT LOCATION:	Northern WWTW
PROJECT DESCR:	Northern Wastewater Treatment Works Dewatering Building Belt Press Replacement and Associated Ancillaries	

- The contractor shall ensure that all lifting machines and lifting tackle used in the operation of a bulk mixing plant complies with the requirements of the Regulations promulgated.
- The contractor shall ensure that all precautionary measures are adhered to regarding the usage of electrical equipment in explosive atmospheres, when entering a silo, as contemplated in the Regulations.

20.23 Working in proximity to Eskom power lines


- No mechanical equipment, including mechanical excavators, may be used under or in close proximity to Eskom's services without the prior approval of Eskom's authorized representatives. No excavations may be executed closer than 3 meters from any of Eskom underground electric power cables and 10 meters from Eskom overhead electrical power lines unless Eskom authorized representative is on site.
- No excavations may take place closer than 5m from any overhead line infrastructure (poles and stays and only excavation by hand will be allowed. Only excavation by hand will be allowed on the same route and in close proximity to the Eskom's 132 kV cables.
- The use of explosives of any type within 500 meters of Eskom's services shall only occur with Eskom's previous written permission. If such permission is granted the applicant must give at least fourteen working days prior notice of the commencement of blasting. This allows time for arrangements to be made for supervision and/or precautionary instructions to be issued in terms of the blasting process.
- The contractor shall be liable for any death or injury to any person or for the loss of or damage to any property caused in whatsoever manner by the contractor, his employees, agents or sub-contractors. The contractor's attention is drawn to section 27(3) of the Electricity Act 1987.
- The contractor is advised to negotiate a proper route with the CNC (Customer Network Centre. Lat Long coordinates of all proposed routes to be provided on site and during the application process. The contractor is required to provide the same to the CNC on site during the signing of the Stakeholder On-Site Risk Identification Form.
- Parallel encroachment into overhead power line servitudes is limited to one meter from the boundary of the servitude. (Where applicable for underground pipelines only.)
- All Eskom servitudes to be kept clear of any obstacles and other services. No dumping, manholes and illegal structures whether occupied by equipment or humans, shall be allowed directly underneath or within Eskom servitude areas.
- Eskom Overhead Lines, Cables and Eskom Plant to be adequately protected against other services and water sources.
- Adequate protection fence should be installed around all Eskom Overhead Structures. The type of fence will be proposed and approved by Eskom CNC / Engineering as listed above.
- Interlocking bricks to be used along all roads and reserves as to ensure Eskom cables could be easily accessed for maintenance and repair / emergency purposes. No roads should be tarred with Eskom cables within the road.
- For developer projects and other works that might affect access to Eskom mini-sub, an appropriate fence with access / gate as approved by the CNC should be installed on street front side.
- The applicant shall ensure that the existing natural ground level is maintained within the Eskom servitude area and where Eskom cables are affected. Should there be a need for the lifting of lines and / or replacement of existing structures / cables and application should be made via **Eskom Customer Services**.
- The vertical clearance required between the road surface and the 11kV / 22kV power-lines shall be at least 6.4m. (Where applicable.)
- Eskom Plant and Cables to be protected from proposed landscaping i.e. no big trees and large plants / scrubs (large roots.) to be planted in close proximity to Eskom services.
- Construction / Amendment of boundary wall/s / fences to be closely monitored with guidance from the CNC – where walls / fences are in close proximity of Eskom Plant.

 Johannesburg Water	OCCUPATIONAL HEALTH & SAFETY (OHS) SPECIFICATION	
	PROJECT NUMBER:	JW 14060RRR
	PROJECT LOCATION:	Northern WWTW
PROJECT DESCR:	Northern Wastewater Treatment Works Dewatering Building Belt Press Replacement and Associated Ancillaries	

- At all entrances and road crossings, corrosion-free sleeves must be installed at least 600 mm below undisturbed ground level to provide for existing and future installation of Eskom cables. (Where applicable.)
- Cross trenches by hand need to be done for each road crossing on both sides of the road before the services are installed, to ensure Eskom services do not get damaged during drilling operations. For installations where the service will be installed parallel to Eskom services, cross trenches need to be done by hand at regular intervals, which is to be determined by site conditions and the Eskom PPM cables representative.
- The contractor must inform and update Eskom PPM cables on a weekly basis of the on-site work being planned and performed.
- Equipment shall be regarded electrically live and therefore dangerous at all times.
- Eskom may stipulate any additional requirements to illuminate any possible exposure to Customers or Public to coming into contact or be exposed to any dangers of Eskom plant.
- Security must be on-site 24/7 when trenching and working in close proximity to the Eskom 132 kV cables
- Extra care must be taken when working in close proximity to the 132 kV cables. (Eskom's PPM cables can assist in identifying these cables on-site.)
- The contractor in charge of the construction or maintenance work on site must at all times be in possession of the Approved Wayleave letter of the affected Eskom services, as well as all plans related to the wayleave application. This should be available upon the request of any Eskom and Municipal official, during site visits. If no approval is presented, then the Eskom Official(s) can order that all work to be ceased until approval can be presented.

20.24 Horizontal Drilling

- All HDD work shall be carried out under the supervision of a competent person.
- All employees involved in HDD shall be trained.
- A risk assessment as well as a method statement for the HDD shall be compiled and submitted for approval by the Client.
- Contractor will submit specifications on directional boring equipment to be used to ensure that the equipment will be adequate to complete the project. Spares inventory shall be included
- The directional boring equipment shall consist of a directional boring rig of sufficient capacity to perform the bore and pullback the pipe, a boring fluid mixing & delivery system of sufficient capacity to successfully complete the crossing, a guidance system to accurately guide boring operations and trained and competent personnel to operate the system.
- All equipment shall be in good, safe operating condition with sufficient supplies, materials and spare parts on hand to maintain the system in good working order for the duration of this project.
- The directional boring machine shall consist of a hydraulically powered system to rotate, push and pull hollow drill pipe into the ground at a variable angle while delivering a pressurized fluid mixture to a guidable drill (bore) head.
- The machine shall be anchored to the ground to withstand the pulling, pushing and rotating pressure required to complete the crossing.
- The hydraulic power system shall be self-contained with sufficient pressure and volume to power boring operations.
- Hydraulic system shall be free of leaks.
- Rig shall have a system to monitor and record maximum pull-back pressure during pull-back operations.
- The rig shall be grounded during boring and pull-back operations.
- Sufficient spares shall be kept on hand for any break-downs which can be reasonably anticipated.
- The Guidance System shall be of a proven type and shall be setup and operated by personnel trained and experienced with this system.
- The Operator shall be aware of any magnetic anomalies and shall consider such influences in the operation of the guidance system if using a magnetic system.
- The Engineer must be notified 48 hours in advance of starting work.

 Johannesburg Water	OCCUPATIONAL HEALTH & SAFETY (OHS) SPECIFICATION	
	PROJECT NUMBER:	JW 14060RRR
	PROJECT LOCATION:	Northern WWTW
	PROJECT DESCR:	Northern Wastewater Treatment Works Dewatering Building Belt Press Replacement and Associated Ancillaries

- The Directional Bore shall not begin until the Engineer is present at the job site and agrees that proper preparations for the operation have been made.
- The Engineer approval for beginning the installation shall in no way relieve the Contractor of the ultimate responsibility for the satisfactory completion of the work as authorized under the Contract.
- It shall be the responsibility of Engineer to provide inspection personnel at such times as appropriate without causing undue hardship by reason of delay to the Contractor.

20.25 Pipe jacking / tunnelling

- No person may enter a tunnel, which has a height dimension of **less than 800 millimetres**.
- Pipe Jacking shall be supervised and undertaken only by persons fully conversant with this work.
- Pipe Jacking to comply to SANS standards (SPEC 1200 LG-1983), Mine Health and Safety Act. 29 of 1996 and Mineral and Petroleum Resources Development Act (Act 28 of 2002).
- Adequate ventilation and lighting must be provided to employee working inside the tunnel at all times.
- Employees involved in drilling and operation of jackhammers must be provided with ear muffs and shock absorbing gloves
- The launch and reception pits should be properly secured from collapsing, and must be inspected daily by a competent person appointed in writing.
- The working area must be completely fenced off and the pits must be adequately barricaded.
- Where there is presence of groundwater or mud, steel toed gumboots must be provided.
- Employees shall be trained by a competent person on the safe use of the Hydraulic Power pack or winch used to push the pipes
- Hydraulic power packs and winches shall be pressure and load tested and records thereof retained
- Detailed method statements for each area shall be submitted to Johannesburg Water prior to the commencement of the work.
- A calibrated gas tester/ oxygen measuring meter shall at all times be placed at the working area, and employees will be trained on the use thereof
- An adequate emergency procedure must be submitted to Johannesburg Water prior to the commencement of the work.


20.26 WATER ENVIRONMENTS

- The contractor must ensure that where construction work is done over or in close proximity to water, provision is made for—
 - preventing persons from falling into water; and
 - the rescuing of persons in danger of drowning.
- The contractor must ensure that where a person is exposed to the risk of drowning by falling into the water, the person is provided with and wears a lifejacket.

20.27 Electrical installations

The installation of temporary electricity for construction shall be in accordance with Construction Regulations and the Electrical Installation Regulations. The Principal Contractor must ensure that:

- Existing services are located and marked before construction commences and the markings maintained during construction;
- Electrical installations and -machinery are sufficiently robust to withstand normal working conditions on site;
- Temporary electrical installations must be inspected at least once a week by a competent person and a record of the inspections kept in the SHE File;
- Electrical machinery used on a construction site must be inspected daily before start-up by the competent driver/operator or any other competent person and a record of the inspections kept in the SHE File; and

 Johannesburg Water	OCCUPATIONAL HEALTH & SAFETY (OHS) SPECIFICATION	
	PROJECT NUMBER:	JW 14060RRR
	PROJECT LOCATION:	Northern WWTW
PROJECT DESCR:	Northern Wastewater Treatment Works Dewatering Building Belt Press Replacement and Associated Ancillaries	

- A competent person appointed in writing must control and be responsible for all temporary electrical installations.
- An employer or user shall provide free of charge and maintain in good condition such protective equipment as may be necessary to prevent incidents, for use by persons engaged in working on or in close proximity to live electrical machinery or dead electrical machinery which may become live.

20.27.1 Electrical control gear

- The contractor shall ensure that all electrical machinery are provided with controlling apparatus and protective devices which shall, as far as is reasonably practicable, be capable of automatically isolating the power supply in the event of a fault developing on such machinery.
- The contractor shall place a switch, circuit breaker or fuse in the neutral conductor of a polyphase alternating current or three-wire direct current distribution system unless such switch, circuit breaker or fuse is so arranged as to isolate all phase conductors and the neutral conductor simultaneously: Provided that this shall not include an isolating link on the neutral conductor installed for test purposes or to prevent circulating currents.
- The contractor shall, whenever reasonably practicable, provide switchgear with an interlocking device so arranged that the door or cover of the switch cannot be opened unless the switch is in the 'off position and cannot be switched on unless the door or cover is locked.
- The contractor shall mark or label all controlling apparatus permanently so as to identify the system or part of the system or the electrical machinery which it controls, and where such control apparatus is accessible from the front and the back these markings shall be on both the front and the back.
- The contractor shall post a notice at switchgear or control gear which has been switched off or locked out to enable persons to work on electrical machinery or other machinery operated by electricity and controlled by. Such switchgear or control gear, warning against reclosing such switchgear or control gear.

20.27.2 Work on disconnected electrical machinery

- Without derogating from any specific duty imposed on employers or users of machinery by the Act, an employer or user shall, whenever work is to be carried out on any electrical machinery which has been disconnected from all sources of electrical energy, but which is liable to acquire or to retain an electrical charge, as far as is practicable, cause precautions to be taken by earthing or other means to discharge the electrical energy to earth from such electrical machinery or any adjacent electrical machinery if there is danger there from before it is handled and to prevent any electrical machinery from being charged or made live while persons are working thereon


20.27.3 Portable electric tools

No person shall use or permit the use of a portable electric tool with an operating voltage that exceeds 50 V to earth unless-

- It is connected to a source of electrical energy incorporating an earth leakage protection device, the construction of which meets the requirements of the relevant health and safety standard incorporated into these Regulations under section 44 of the Act; or
- It is connected to a source of electrical energy through the interposition between each tool and the source of an individually double-wound isolating transformer, the secondary winding of which is not earthed at any point and the construction of which meets the requirements of the relevant health and safety standard incorporated into these Regulations under section 44 of the Act; or
- It is connected to a source of high frequency electrical energy derived from a generator which is used solely for supplying energy to such portable electric tool and which arrangement is approved by the chief inspector; or it is clearly marked that it is constructed with double or reinforced insulation.

No person shall sell a portable electric tool constructed with double or reinforced insulation unless-

- It is clearly marked that it is constructed with such insulation; and Its insulation is constructed in accordance with the relevant health and safety standard incorporated into these Regulations under section 44 of the Act.
- No employer or user shall use or permit the use of a portable electric tool which is not fitted with a switch to allow for easy and safe starting and stopping of the tool.

 Johannesburg Water	OCCUPATIONAL HEALTH & SAFETY (OHS) SPECIFICATION	
	PROJECT NUMBER:	JW 14060RRR
	PROJECT LOCATION:	Northern WWTW
PROJECT DESCR:	Northern Wastewater Treatment Works Dewatering Building Belt Press Replacement and Associated Ancillaries	

- The employer or user shall maintain every portable electric tool, together with its flexible cord and plug, in good working order.

20.27.4 Switchboards


The contractor shall ensure that an unobstructed space for operating and maintenance staff is provided at the back and front of all switchboards, and the space at the back shall be kept closed and locked except for the purpose of inspection, alteration or repair: Provided that the requirements of this regulation with respect to the unobstructed space at the back of the switchboard shall not apply in the case of-

- switchboards which have no uninsulated conductors accessible from the back;
- switchboards, the switchgear of which is of a totally enclosed construction;
- switchboards, the backs of which are only accessible through an opening in the wall or partition against which they are placed, such openings being kept closed and locked; and
- switchboards which can be safely and effectively maintained from the front and which have all parts accessible from the front.

20.27.5 Electrical machinery in hazardous locations

- No person may use electrical machinery in locations where there is danger of fire or explosion owing to the presence, occurrence or development of explosive or flammable articles, or where explosive articles are manufactured, handled or stored, unless such electrical machinery, with regard to its construction relating to the classification of the hazardous locations in which it is to be used, meets the requirements of a safety standard incorporated for this purpose in these regulations under section 36 of the Act.
- Every user of electrical machinery shall be in possession of a certificate in a form acceptable to the chief inspector which has been issued by an approved inspection authority, in which it is certified that the electrical machinery has been manufactured and tested for the groups of dangerous articles in terms of the safety standard which has been incorporated in these regulations for this purpose under section 36 of the Act: Provided that in lieu of such certificate an inspector may approve permanent labeling on such machinery which contains all the relevant information.
- When diverse items of electrical machinery such as motors, cables and control apparatus are used together to form an electrical installation, the user shall ensure that the selection, arrangement, installation, protection, maintenance and working thereof results in no less a degree of safety than when the individual items of such machinery are used separately.
- The user shall use electrical machinery to which this regulation applies only under such conditions and in such surroundings as are prescribed in the safety standard incorporated in these regulations for this purpose under section 36
- No person shall effect repairs or adjustments to or otherwise work on electrical machinery under conditions (bullet 1) unless such machinery has been rendered dead and effective measures have been taken to ensure that such machinery remains dead.
- Wherever there is a possibility of the formation of static electricity under working conditions, the user shall earth all metallic structures, machine parts, pneumatic conveyor ducts and pipelines conveying flammable articles and the like, or take such other measures as may be necessary to effectively prevent the formation of electric sparks.
- The user shall cause all electrical machinery to which this regulation applies to be examined and tested at intervals not exceeding two years by a person who is competent to express an opinion on the safety thereof.
- The person carrying out the examination shall enter, sign and date the results of each such examination in a record book which shall be kept by the user for this purpose: Provided that where such machinery is subject to adverse climatic or physical conditions the frequency of such examinations shall be increased to intervals of no longer than one year or such shorter period as circumstances may necessitate.

20.27.6 Design and construction

 Johannesburg Water	OCCUPATIONAL HEALTH & SAFETY (OHS) SPECIFICATION	
	PROJECT NUMBER:	JW 14060RRR
	PROJECT LOCATION:	Northern WWTW
PROJECT DESCR:	Northern Wastewater Treatment Works Dewatering Building Belt Press Replacement and Associated Ancillaries	

- No person shall authorize, design, install or permit or require the installation of an electrical installation, other than in accordance with a health and safety standard incorporated into these regulations under section 44 of the Act: Provided that the components within an electrical installation shall comply with the standards referred to in the incorporated standard and proof of compliance shall be identifiable on the components or certification shall be available from the supplier or manufacturer of the components: Provided further that items of an electrical installation not covered by such incorporated safety standard, and the conductors between the point of supply and the point of control, shall be installed in accordance with the by-laws or regulations of the supplier concerned.
- A registered person shall exercise general control over all electrical installation work being carried out, and no person shall allow such work without such control: Provided that where the voltage exceeds 1kV, the installation shall be designed and supervised by a person deemed competent in terms of paragraphs (b), (c) or (d) of the definition of a competent person in regulation 1 of the General machinery Regulations, 1998.
- No supplier shall restrict the application of a health and safety standard referred to in sub-regulation (1) when an electrical installation is installed, except where the distribution system of the supplier may be adversely affected by the application thereof.

20.27.7 Electrical contractor

- Any person, including a juristic person, who intends to do installation work as an electrical contractor shall register annually with the chief inspector in the form prescribed in annexure 1 of the Electrical Installations Regulations.


20.27.8 Commencement and permission to connect installation work

- No person shall commence with installation work which would require a new supply or an increase in electricity supply capacity unless the supplier has been notified thereof in the form of Annexure 3: Provided that the supplier may waive this requirement in respect of such types of work as it may specify.
- No person shall connect or permit the connection of any completed or partially completed electrical installation to the electricity supply unless it has been inspected and tested by a registered person and a certificate of compliance for that electrical installation has been issued: Provided that the supplier may on request connect the supply to the installation for the purpose of testing and completion of the certificate of compliance by a registered person: Provided further that this sub-regulation shall not apply in the case where the electricity was disconnected for the non-payment of the electricity account or where there has been a change of tenant but not of ownership.
- Where the supply to an electrical installation is 25kVA or above, the user shall appoint an approved inspection authority or a competent person who shall ensure the compliance from the commencement to the commissioning of the installation.

20.27.9 Issuing of certificate of compliance

Only registered person may issue a certificate of compliance in the form of annexure 4 and which shall be accompanied by a test report in the format approved by the chief inspector, after having satisfied himself or herself by means of an inspection and testing that—

- a new electrical installation complies with the provisions of regulation 7 (1) of the Electrical Installation Regulations (EIR); or
- an electrical installation which existed prior to the publication of the current edition of the health and safety standard incorporated into these regulations in terms of regulation 7 (1) (EIR), complies with the general safety principles of such standard; or

 Johannesburg Water	OCCUPATIONAL HEALTH & SAFETY (OHS) SPECIFICATION	
	PROJECT NUMBER:	JW 14060RRR
	PROJECT LOCATION:	Northern WWTW
PROJECT DESCR:	Northern Wastewater Treatment Works Dewatering Building Belt Press Replacement and Associated Ancillaries	

- an electrical installation which existed prior the publication of the current edition of the health and safety standard incorporated into these regulations in terms of regulation 7 (1) and to which extensions or alterations have been affected, that—
 - ting part of the installation, complies with the general safety principles of such standard and is reasonable safe, and
 - extensions or alterations affected comply with the provisions of regulation 7 (1) of the Electrical Installation Regulations (EIR).
- If at any time prior to issuing a certificate of compliance any fault or defect is detected in any part of the installation, the registered person shall refuse to issue such certificate: Provided that if such fault or defect in the opinion of the registered person constitutes an immediate danger to persons in the case where electricity is already supplied, he or she shall forthwith take steps to disconnect the supply to the circuit in which the fault or defect was detected and notify the chief inspector.
- Any person who undertakes to do electrical installation work shall ensure that a valid certificate of compliance is issued for that work.

No person shall amend a certificate of compliance issued by a registered person

20.28 Welding, flame cutting, soldering and similar operations

1. No contractor shall require or permit welding or flame cutting operations to be undertaken, unless -


- the person operating the equipment has been fully instructed in the safe operation and use of such equipment and in the hazards which may arise from its use;
- effective protection is provided and used for the eyes and respiratory system and, where necessary, for the face, hands, feet, legs, body and clothing of persons performing such operations, as well as against heat, incandescent or flying particles or dangerous radiation;
- leads and electrode holders are effectively insulated; and
- the workplace is effectively partitioned off where practicable and where not practicable all other persons exposed to the hazards contemplated in bullet two are warned and provided with suitable protective equipment.

2. No contractor shall require or permit welding or flame cutting operations to be undertaken in a confined space, unless:

- effective ventilation is provided and maintained; or
- masks or hoods maintaining a supply of safe air for breathing are provided and used by the persons performing such operations.

3. No contractor shall require or permit electric welding to be undertaken in wet or damp places, inside metal vessels or in contact with large masses of metal, unless --

- the insulation of the electrical leads is in a sound condition;
- the electrode holder is completely insulated to prevent accidental contact with current-carrying parts;
- the welder is completely insulated by means of boots, gloves or rubber mats; and
- at least one other person who has been properly instructed to assist the welder in case of an emergency is and remains in attendance during operations: Provided that the provisions of this sub-regulation shall not apply to a welding process where the maximum voltage to earth does not exceed 50 volts.

 Johannesburg Water	OCCUPATIONAL HEALTH & SAFETY (OHS) SPECIFICATION	
	PROJECT NUMBER:	JW 14060RRR
	PROJECT LOCATION:	Northern WWTW
	PROJECT DESCR:	Northern Wastewater Treatment Works Dewatering Building Belt Press Replacement and Associated Ancillaries

4. No contractor shall require or permit welding, flame cutting, grinding, soldering or similar work to be undertaken in respect of any tube, tank, drum, vessel or similar object or container where such object or container --

- is completely closed, unless a rise in internal pressure cannot render it dangerous; or
- contains any substance which, under the action of heat, may --
 - (i) ignite or explode; or
 - (ii) react to form dangerous or poisonous substances,

unless a person who is competent to pronounce on the safety thereof has, after examination, certified in writing that any such danger has been removed by opening, ventilating or purging with water or steam, or by any other effective means.


(5) Where hot work involving welding, cutting, brazing or soldering operations is carried out at places, other than workplaces which have been specifically designated and equipped for such work, the employer shall take steps to ensure that proper and adequate fire precautions are taken.

20.29 Tunnelling

No person may enter a tunnel, which has a height dimension of less than 800 millimetres.

20.30 Asbestos work

- If asbestos is identified on site, then the contractor must ensure that any asbestos work is carried out by an Asbestos Contractor registered with the Department of Employment and Labour.
- All work must be halted and the area where asbestos identified demarcated.
- In the case of type 2 and type 3 asbestos work, the registered asbestos contractor must:
 - undertake only the type of asbestos work for which they are registered by the chief inspector;
 - appoint an occupational health and safety representative.
 - Obtain an up-to-date inventory of asbestos prior to asbestos work taking place from the Client
- Before commencement of any asbestos work and during such work, the registered asbestos contractor must ensure that—
 - a risk assessment is performed that includes—
 - (i) identification of the hazards to which persons may be exposed;
 - (ii) an assessment of the risks related to the hazards based on a documented method; and
 - (iii) documented control measures to mitigate the risk;
 - the risk assessment) is reviewed—
 - (i) at regular documented intervals;
 - (ii) when an incident has occurred; and
 - (iii) when the scope of work changes; and
 - (iv) an up-to-date copy of the risk assessment is made available at the relevant asbestos work site.
- The registered asbestos contractor must—

 Johannesburg Water	OCCUPATIONAL HEALTH & SAFETY (OHS) SPECIFICATION	
	PROJECT NUMBER:	JW 14060RRR
	PROJECT LOCATION:	Northern WWTW
	PROJECT DESCR:	Northern Wastewater Treatment Works Dewatering Building Belt Press Replacement and Associated Ancillaries

- ensure that the approved plan of work is submitted to the Chief Director: Provincial Operations at least seven days prior to commencement of asbestos work;
- appoint in writing an asbestos removal supervisor for each asbestos work site, who must ensure—
 - (i) occupational health and safety compliance on the asbestos removal site;
 - (ii) compliance with safe asbestos removal or repair procedures;
 - (iii) the correct use of personal protective equipment; and
 - (iv) proper decontamination and waste disposal;
- adhere to the repair or removal methodology and associated control measures provided in the plan of work approved for that specific asbestos work;
- ensure that the employee medical and training records are available on site for inspection and validation;
- ensure that at least the following information for every employee is recorded and kept for a minimum period of 50 years-
 - (i) Physical address of every asbestos work project; and
 - (ii) names and identification numbers of employees potentially exposed;
- before commencement of asbestos work, ensure that—
 - (i) an approved inspection authority has been appointed in writing by the asbestos client; and
 - (ii) the registered asbestos contractor is registered and in good standing with the Compensation Fund or with a licensed compensation insurer as contemplated in the Compensation for Occupational Injuries and Diseases Act, 1993; and
- where a fatality or permanent disabling injury occurs during asbestos work, ensure that a report about the fatality or injury is provided to the Chief Director: Provincial Operations, and that the report includes the measures that the contractor intends to implement to ensure safe asbestos work.


20.31 Earthing

18. The contractor shall ensure that -

- roofs, gutters, downpipes and waste pipes on premises to which electrical energy is supplied to be earthed, except -
 - where the operating voltage does not exceed 50 V;
 - roofs made of non-conductive material or metal roofs covered by non-conductive material;
 - gutters, downpipes and waste pipes made of non-conductive material or gutters and downpipes attached to a metal roof which is covered by non-conductive material;
 - roofs, gutters, downpipes and waste pipes on premises which receive electricity by means of underground service connections:

Provided that the connection is to the conductive structures;

- all accessible metallic parts of electrical machinery that, though normally not forming part of an electrical circuit, may become live accidentally, to be protected by an insulating covering or to be otherwise enclosed or to be earthed and the resistance of the earth continuity path shall not exceed 0,2 ohm, except-
 - metal in earth-free situations, other than runs of metal wireway, and the close-fitting metal sheathing and armouring of cables;
 - short separate lengths of heavy-gauge metal wireway used for the mechanical protection of cables where such cables are not used in the secondary circuits of discharge luminaire installations;
 - short, unexposed separate lengths of metal wireway used for the mechanical protection of insulated wiring passing through walls, floors, partitions or ceilings;
 - metalwork of fixed electrical machinery where such metalwork is more than 2.4 m above the floor: Provided that this exception shall not apply where such metalwork is situated in any position likely to

 Johannesburg Water	OCCUPATIONAL HEALTH & SAFETY (OHS) SPECIFICATION	
	PROJECT NUMBER:	JW 14060RRR
	PROJECT LOCATION:	Northern WWTW
PROJECT DESCR:	Northern Wastewater Treatment Works Dewatering Building Belt Press Replacement and Associated Ancillaries	

- become damp, or in an elevator shaft, or near rotating machinery, or in contact with a wall, ceiling or other support constructed of or covered with conducting material;
- metal parts of electrical machinery where such parts are enclosed or shrouded by insulating material so that such metal parts cannot be touched;
- cleats, clips, saddles, clamps of other devices for fixing wireways and cables;
- shades, reflectors and guards supported on lamp holders or discharge luminaires;
- lamp caps;
- metal parts of or screws in or through non-conducting materials which are separated by such materials from current-carrying parts and from earthed non-current-carrying parts in such a way that in normal use they cannot become live or come into contact with earthed parts.

20.32 Noise

Where noise is identified as a hazard the requirements of the NIHL regulations must be complied with and the following must be included / referred to in the Health and Safety Plan.

- Proof of training with regards to these regulations.
- That monitoring carried out by an AIA and done according to SABS 083.
- Medical surveillance programme is established and maintained for the necessary employees.
- Control of noise by means of:
 - Engineering methods considered
 - Admin control considered
 - Personal protective equipment considered/decided on
 - Describe how records are going to be kept for 40 years.

20.33 Occupational Hygiene

- The contractor must ensure that the exposure or potential exposure of his employees to any of the following stressors is assessed and measured to determine the effectiveness of control measures as well as compliance with legal and other requirements, particularly Occupational Exposure Limits.
 - Noise;
 - Thermal stress (heat and cold);
 - Particulates (dust);
 - Silica (free crystalline silica);
 - Asbestos;
 - Gases or vapours;
 - Lead;
 - Chemicals;
 - Vibration (hand / arm vibration and whole body vibration);
 - Ergonomics; and
 - Illumination.
- A baseline survey must be carried out by an Approved Inspection Authority: A plan for measuring and monitoring occupational exposure must be developed by the contractor. All monitoring results obtained must be analysed on a regular basis to:
 - Identify trends and potential exceedances of legal or other requirements (such as Occupational Exposure Limits);
 - Identify inconsistent or unusual results;
 - Evaluate the effectiveness of existing control measures;
 - Measure performance against stated objectives; and Identify continual improvement opportunities. Each exceedance of a specified requirement or limit must be recorded, investigated and reported. Appropriate corrective actions must be identified and implemented


20.34 Demolition



OCCUPATIONAL HEALTH & SAFETY (OHS) SPECIFICATION

PROJECT NUMBER:	JW 14060RRR
PROJECT LOCATION:	Northern WWTW
PROJECT DESCR:	Northern Wastewater Treatment Works Dewatering Building Belt Press Replacement and Associated Ancillaries

- The contractor must appoint a competent person in writing to supervise and control all demolition work on site.
- The contractor must ensure that before any demolition work is carried out, and in order to ascertain the method of demolition to be used, a detailed structural engineering survey of the structure to be demolished is carried out by a competent person and that a method statement on the procedure to be followed in demolishing the structure is developed by that person.
- During a demolition, the competent person must check the structural integrity of the structure at intervals determined in the method statement, in order to avoid any premature collapses.
- Prior to demolition, the contractor must take steps to ensure that—
 - no floor, roof or other part of the structure is overloaded with debris or material in a manner which would render it unsafe;
 - all reasonably practicable precautions are taken to avoid the danger of the structure collapsing when any part of the framing of a framed or partly framed building is removed, or when reinforced concrete is cut; and
 - precautions are taken in the form of adequate shoring or other means that may be necessary to prevent the accidental collapse of any part of the structure or adjoining structure;
- Ensure that no person works under overhanging material or a structure which has not been adequately supported, shored or braced;
- Ensure that any support, shoring or bracing is designed and constructed so that it is strong enough to support the overhanging material;
- Where the stability of an adjoining building, structure or road is likely to be affected by demolition work on a structure, take steps to ensure the stability of such structure or road and the safety of persons;
- Ascertain as far as is reasonably practicable the location and nature of electricity, water, gas or other similar services which may in any way be affected by the work to be performed, and must before the commencement of demolition work that may affect any such service, take the steps that are necessary to render circumstances safe for all persons involved;
- Cause every stairwell used and every floor where work is being performed in a building being demolished, to be adequately illuminated by either natural or artificial means;
- Cause convenient and safe means of access to be provided to every part of the demolition site in which persons are required to work; and erect a catch platform or net above an entrance or passageway or above a place
- Where persons work or pass under, or fence off the danger area if work is being performed above such entrance, passageway, or place so as to ensure that all persons are kept safe where there is a danger or possibility of persons being struck by falling objects.
- The contractor must ensure that no material is dropped to any point, which falls outside the exterior walls of the structure, unless the area is effectively protected.
- No person may dispose of waste and debris from a high place by a chute unless the chute—
 - is adequately constructed and rigidly fastened;
 - if inclined at an angle of more than 45 degrees to the horizontal, is enclosed on its four sides;
 - if of the open type, is inclined at an angle of less than 45 degrees to the horizontal; where necessary, is fitted with a gate at the bottom end to control the flow of material; and discharges into a container or an enclosed area surrounded by barriers.
- The contractor must ensure that every chute used to dispose of rubble is designed in such a manner that rubble does not free-fall and that the chute is strong enough to withstand the force of the debris travelling along the chute.
- A contractor must ensure that no equipment is used on floors or working surfaces unless such floors or surfaces are of sufficient strength to support the imposed loads.
- Where a risk assessment indicates the presence of asbestos, the contractor must ensure that all asbestos related work is conducted in accordance with the latest version of Asbestos Regulations,
- Where a risk assessment indicates the presence of lead, a contractor must ensure that all lead related work is conducted in accordance with the latest version of the Lead Regulations,
- Where the demolition work involves the use of explosives, a method statement must be developed in accordance with the applicable explosives legislation, by an appointed person who is competent in the use of explosives for demolition work and all persons involved in the

 Johannesburg Water	OCCUPATIONAL HEALTH & SAFETY (OHS) SPECIFICATION	
	PROJECT NUMBER:	JW 14060RRR
	PROJECT LOCATION:	Northern WWTW
	PROJECT DESCR:	Northern Wastewater Treatment Works Dewatering Building Belt Press Replacement and Associated Ancillaries

demolition works must adhere to demolition procedures issued by the appointed person.


- The contractor must ensure that all waste and debris are as soon as reasonably practicable removed and disposed of from the site in accordance with the applicable legislation.

21. Monthly reporting

- The Principal Contractor is required to provide Johannesburg Water SOC Ltd. with a monthly report in the format provided on the last working day of the month.
- The report will include the monthly man-hours, incidents, training, inductions, audits, etc

22. Project close out

- Upon completion of the project, the contractor is required to hand over a consolidated project file to the Client with all the working documents for retention.
- The documents shall be submitted in an electronic format, preferably a memory stick or a downloadable link
- The contractor shall also ensure that the site is left in a safe manner that cannot cause injury or harm to JW employees or third parties.

 Johannesburg Water	OCCUPATIONAL HEALTH & SAFETY (OHS) SPECIFICATION	
	PROJECT NUMBER:	JW 14060RRR
	PROJECT LOCATION:	Northern WWTW
PROJECT DESCR:	Northern Wastewater Treatment Works Dewatering Building Belt Press Replacement and Associated Ancillaries	

Returnable Annexure A: Acknowledgement of SHE Specification & Annexures


CONTRACTOR:	
-------------	--

I, the undersigned, hereby acknowledge that I have obtained copies of the following listed documentation and confirm that I fully understand the contents thereof and the consequences of non-compliance. The Contractor furthermore reiterates its commitment to compliance of the requirements contained within the following provided documentation:

- Johannesburg Water SOC Ltd, Occupational Health and Safety Specification, Volume 2;
- Annexure 1: Medical Screening Policy

Signed at on this Day of 20.....

CONTRACTS MANAGER			
NAME	SURNAME	DATE	SIGNATURE
CONSTRUCTION MANAGER			
NAME	SURNAME	DATE	SIGNATURE
WITNESS (1)			
NAME	DESIGNATION	DATE	SIGNATURE
WITNESS (2)			
NAME	DESIGNATION	DATE	SIGNATURE

 Johannesburg Water	OCCUPATIONAL HEALTH & SAFETY (OHS) SPECIFICATION	
	PROJECT NUMBER:	JW 14060RRR
	PROJECT LOCATION:	Northern Wastewater Treatment Works
	PROJECT DESCR:	Northern Wastewater Treatment Works Dewatering Building Belt Press Replacement and Associated Ancillaries

**ANNEXURE 2:
MEDICAL SCREENING POLICY**

JOHANNESBURG WATER (SOC) LTD

MEDICAL SCREENING POLICY

JW 14060RRR: NORTHERN WASTEWATER TREATMENT WORKS DEWATERING BELT PRESS REPLACEMENT AND ASSOCIATED ANCILLARIES

NOTICE

It is the Contractor's responsibility to ensure that medical surveillance requirements specified in the Occupational Health and Safety Act (85/1993) and Regulations and any other applicable legal and Johannesburg Water's requirements are fully complied with.

This document is meant to facilitate the Contractor's compliance to applicable requirements and does not replace the applicable legal requirements.

This document may be revised at any time to include applicable legal requirements not currently included that may come to the attention of Johannesburg Water in future. The Contractor will accordingly be responsible to comply with the revised requirements as might be necessary.

Where methods to ensure legal compliance have been specified in this document, Contractors may submit alternative detailed method statements for consideration and approval by Johannesburg Water. Johannesburg Water may, at its sole discretion, reject or accept such alternative methods.

1 PURPOSE OF THE MEDICAL SURVEILLANCE REQUIREMENTS PROCEDURE

The purpose of this Medical Surveillance Requirements Procedure is to facilitate the achievement of legal compliance relating to medical surveillance by all Consultants, Contractors, Subcontractors and suppliers that will be working on the Johannesburg Water project and to ensure that employees are fit to work in the roles that they have been employed to execute and remain so for their duration on the project site.

This document represents the minimum requirements for medical surveillance and does not replace applicable legal requirements.

2 MEDICAL SURVEILLANCE OBJECTIVES

The Johannesburg Water main objectives for medical surveillance are:

- a) To ensure compliance with all applicable medical surveillance legal requirements.
- b) To ensure compliance with all Johannesburg Water's requirements regarding medical surveillance.
- c) To ensure that employees are fit to execute the work for which they have been employed.
- d) To prevent employees from acquiring occupational diseases or illnesses.
- e) To ensure early detection and treatment of occupational diseases and to prevent the aggravation of existing medical conditions.
- f) To ensure that employees on departure from the project have not contracted any occupational diseases and to enable any such condition that arises to be suitably addressed.

All contractors are required to demonstrate total commitment towards the achievement of these objectives.

3 GENERAL REQUIREMENTS

- 3.1 The Principal Contractor shall ensure that a medical surveillance programme is implemented for all employees.
- 3.2** An initial health evaluation shall be carried out by an occupational health practitioner immediately after a person commences employment, where any exposure exists or may exist, which comprises:
- an evaluation of the employees medical and occupational history;
 - a physical examination; and
 - any other essential examination which in the opinion of the occupational health practitioner is desirable in order to enable the practitioner to do a proper evaluation.
- 3.3 Medical surveillance & Immunization shall be done accredited institutions or occupational health doctor, including, but not limited to:
- a) Audiograms.
 - b) A cardio-respiratory examination, including full size chest x-rays (If lung function tests are abnormal)
 - c) Lung function tests.
 - d) Eye/ sight tests.
 - e) A general physical examination.
 - f) A review of previous medical history.
 - g) Blood pressure tests
 - h) Glucose tests
 - i) Vaccination (Hepatitis A & Typhoid)

Copies of all medical certificates shall be submitted to the Johannesburg Water Safety Specialist or Appointed OHS Agent to prior to site establishment and before an employee is allowed to come onto site.

Specific attention shall be given to the physical and psychological fitness of people who will be required to work in elevated positions and operators of mobile machinery.

An exit medical certificate shall be obtained for all workers at the end of the contract and for all workers who leave the employment of the Contractor before the end of the Project. Copies of all exit medical certificates shall be submitted to the Johannesburg Water Safety Specialist or Appointed OHS Agent.

Medical surveillance shall address all occupational health risks to which the employee is exposed, identified through the risk assessment referred to in section 4 below.

Retention monies will be withheld if the exit medical is not complete for all employees.

The cost of all medical examinations will be borne by the Contractor as provision is made on the bill of quantities.

4 OCCUPATIONAL HEALTH RISK ASSESSMENT

- 4.1 The Contractor shall conduct an occupational health risk assessment prior to site establishment.
- 4.2 The Contractor shall ensure that, as far as is reasonably practicable, ergonomic related hazards are analyzed, evaluated and addressed in the risk assessment.
- 4.3 The methodology used by the contractor to assess occupational health risks associated with their activities shall be submitted to Johannesburg Water for approval by the Johannesburg Water Safety Specialist or Appointed OHS Agent prior to site establishment. The methodology should take the following into consideration, among others:
 - a) Legal requirements.
 - b) Normal activities undertaken by the contractor.
 - c) Abnormal situations (e.g. unanticipated breakdown of equipment etc).
 - d) Emergency situations (e.g. fires, exposure to chemicals).
 - e) Changes in work procedures and methods.
 - f) Previous experience.

- 4.4 A risk register that will include the following shall be submitted to the Johannesburg Water Safety Specialist or Appointed OHS Agent before site establishment.
- a) All occupational health risks identified during the occupational health risk assessment.
 - b) A list of the occupational health risks that have been identified as being significant.
 - c) Reference to the method statements, measures or procedures that will be followed to either eliminate or reduce the significant risks to tolerable levels.
- 4.5 The Contractor shall, in writing, clearly explain how each occupational health risk assessed to be significant will be addressed to eliminate or reduce it to a tolerable level and submit it for approval by the Johannesburg Water Safety Specialist or Appointed OHS Agent before site establishment. This may be through method statements or written operational control procedures. Associated responsibilities and authorities shall be clearly defined. All method statements shall reflect at least:
- a) When the activities relating to the method statement will be conducted (timing).
 - b) Materials to be used.
 - c) Equipment and staffing requirements.
 - d) The proposed construction procedure designed to implement the relevant requirements.
 - e) The system to be implemented to ensure compliance with the method statement.
 - f) Any other information deemed to be necessary by the Johannesburg Water Safety Specialist or Appointed OHS Agent and/or the contractor's responsible person.
- 4.6 For significant occupational health risks identified after site establishment, method statements shall be submitted to the Johannesburg Water Project Specialist or Appointed OHS Agent at least 10 working days before the start of the associated activity, when possible.
- 4.7 All changes to approved method statements or procedures shall be approved in writing by the Johannesburg Water Safety Specialist or Appointed OHS Agent.
- 4.8 The contractor's Responsible Person shall retain records of any amendments and shall ensure that only the most current approved version of any method statement or procedure is used.
-

- 4.9 Every occupational health risk that is identified during the risk assessment process shall be conveyed to every employee whose work is associated with the risk. This may be done in the form of a toolbox talk but does not replace the toolbox talk entirely. Each employee shall sign to confirm an understanding of the occupational health risks in the tasks.
- 4.10 Occupational health risk assessments may be combined with safety and environmental risk assessments, but the consideration of occupational health issues shall be clearly reflected in the records generated and maintained.
- 4.11 The occupational health risk assessment process and effective implementation of measures to eliminate or reduce identified risks is the responsibility of the Contractor. Johannesburg Water will closely monitor the effectiveness of implemented measures.



Acknowledgement of JW Medical Screening Policy

Name of Contractor

I, the undersigned, hereby acknowledge that I have obtained copies of JW Medical Screening Policy and confirm that I fully understand them and the consequences of non-compliance.

Signed at on this Day of 20.....

Signature of Contractor / Mandatory


Date

Signature of 16.2 / Construction Manager

Date

Witness 1

Witness 2

 Johannesburg Water	OCCUPATIONAL HEALTH & SAFETY (OHS) SPECIFICATION	
	PROJECT NUMBER:	JW 14060RRR
	PROJECT LOCATION:	Northern Wastewater Treatment Works
	PROJECT DESCR:	Northern Wastewater Treatment Works Dewatering Building Belt Press Replacement and Associated Ancillaries

ANNEXURE 1:
BASELINE RISK ASSESSMENT



OCCUPATIONAL HEALTH & SAFETY (OHS) SPECIFICATION: BASELINE RISK ASSESSMENT

PROJECT NUMBER:	JW 14060RRR
PROJECT LOCATION:	Northern WWTW
PROJECT DESCR:	Northern Wastewater Treatment Works Dewatering Building Belt Press Replacement and Associated Ancillaries

BASELINE RISK ASSESSMENT



OCCUPATIONAL HEALTH & SAFETY (OHS) SPECIFICATION: BASELINE RISK ASSESSMENT

PROJECT NUMBER:	JW 14060RRR
PROJECT LOCATION:	Northern WWTW
PROJECT DESCR:	Northern Wastewater Treatment Works Dewatering Building Belt Press Replacement and Associated Ancillaries

ACTIVITY: TRANSPORTATION OF MATERIALS TO SITE

Task	Hazard	Risk	Consequence	Rating	Controls
Transportation of material to site	<ul style="list-style-type: none"> ✓ Unsafe road conditions ✓ Un-road worthy vehicles ✓ Equipment and material not safely secured ✓ Incompetent drivers ✓ Driving under the influence of alcohol ✓ Inclement weather ✓ Speeding ✓ Slippery road 	<ul style="list-style-type: none"> ✓ Overturning vehicles ✓ Vehicle collisions ✓ Bumping pedestrians / employees 	<ul style="list-style-type: none"> ✓ Injuries ✓ Property damages ✓ Third party liability 	M	<ul style="list-style-type: none"> ✓ Adherence to the speed limit ✓ Only competent/ authorised drivers should operate the vehicle ✓ Inspection of vehicles ✓ Equipment and material to be properly secured ✓ Alcohol testing to be done ✓ The road to be paved to prevent accidents ✓ Traffic control to be implemented to avoid collisions
Offloading of material	<ul style="list-style-type: none"> ✓ Faulty lifting machinery & equipment ✓ Suspended load ✓ Poor housekeeping 	<ul style="list-style-type: none"> ✓ Malfunctioning ✓ Falling on employees ✓ Obstructed walkways by materials 	<ul style="list-style-type: none"> ✓ Injuries 	M	<ul style="list-style-type: none"> ✓ Inspect lifting equipment prior to use. ✓ Ensure the safe working load prior to use ✓ Train the employees in manual lifting ✓ Ensure proper housekeeping ✓ The correct PPE must be worn ✓ Designate the stacking areas and put signs ✓ Stacking and storage inspector must be appointed and in charge



OCCUPATIONAL HEALTH & SAFETY (OHS) SPECIFICATION: BASELINE RISK ASSESSMENT

PROJECT NUMBER:	JW 14060RRR
PROJECT LOCATION:	Northern WWTW
PROJECT DESCR:	Northern Wastewater Treatment Works Dewatering Building Belt Press Replacement and Associated Ancillaries

ACTIVITY: SITE ESTABLISHMENT

Task	Hazard	Risk	Consequence	Rating	Controls
Site establishment	<ul style="list-style-type: none"> ✓ Sharp objects/ wires ✓ Uneven surface ✓ Faulty connection ✓ Poor ergonomics ✓ Falling objects ✓ Inadequate security services ✓ Not enough welfare facilities e.g. toilets, change rooms and lockers 	<ul style="list-style-type: none"> ✓ Cuts ✓ Slips and trips ✓ Damage to services ✓ Using the environment as ablution facilities 	<ul style="list-style-type: none"> ✓ Injuries ✓ Back strains and injuries ✓ Crime, theft, fights ✓ Contracting of communicable diseases ✓ Soil, water pollution 	M	<ul style="list-style-type: none"> ✓ Supervisors to plan during site set up and induct employees ✓ A competent electrician must be appointed to connect electrical wires to the site offices and Distribution Board. ✓ Ensure there are welfare facilities on site for health and hygiene purposes ✓ Awareness on hygiene and use of ablution facilities ✓ Detailed Risk Assessment must be drawn before any work commences on site.
Installing containers	<ul style="list-style-type: none"> ✓ Using lifting equipment ✓ Faulty equipment ✓ Faulty slings / chains 	<ul style="list-style-type: none"> ✓ Wind ✓ Incompetent personnel ✓ Heavy load ✓ Failing of lifting equipment 	<ul style="list-style-type: none"> ✓ Serious injuries ✓ Property damage 	H	<ul style="list-style-type: none"> ✓ Check wind speed prior to using the crane. ✓ Inspect the crane, slings and chains before use. ✓ Load test the crane before use ✓ Only carry loads certified to be carried by the crane
Entry and exit	<ul style="list-style-type: none"> ✓ No access control 	<ul style="list-style-type: none"> ✓ Unauthorised entry into the construction site 	<ul style="list-style-type: none"> ✓ Injuries ✓ Theft 	M	<ul style="list-style-type: none"> ✓ Appoint a full time, registered security guard on site



OCCUPATIONAL HEALTH & SAFETY (OHS) SPECIFICATION: BASELINE RISK ASSESSMENT

PROJECT NUMBER:	JW 14060RRR
PROJECT LOCATION:	Northern WWTW
PROJECT DESCR:	Northern Wastewater Treatment Works Dewatering Building Belt Press Replacement and Associated Ancillaries

ACTIVITY: SITE ESTABLISHMENT

Task	Hazard	Risk	Consequence	Rating	Controls
Electrical installation	<ul style="list-style-type: none"> ✓ Electricity ✓ Incompetent personnel ✓ Wrong tools ✓ Damaged cables 	<ul style="list-style-type: none"> ✓ Contact with live electricity ✓ Incompetent person connecting electricity ✓ Electric shocks 	<ul style="list-style-type: none"> ✓ Electrocution ✓ Serious injuries 	H	<ul style="list-style-type: none"> ✓ Follow lock out procedure ✓ Ensure that equipment are earthed to an approved earthing point ✓ Ensure a zero potential test is performed for electricity is isolated ✓ Inspect all tools ✓ Use correct tools for the job ✓ Appoint a competent electrician/ technician ✓ Wear task specific PPE ✓ Ensure that there are no exposed wires on the cables
Stacking and storage	<ul style="list-style-type: none"> ✓ Unsafe stacks of materials or pallets 	<ul style="list-style-type: none"> ✓ Falling of pallets and material on employees 	<ul style="list-style-type: none"> ✓ Injuries ✓ Property damage 	M	<ul style="list-style-type: none"> ✓ Supervision of all stacking of materials on site ✓ Materials of same base and heights stacked together ✓ Barricade the stacking area ✓ Unsafe stacks to be removed immediately ✓ Never stack materials during knocking off time or late at night ✓ Use task specific PPE



OCCUPATIONAL HEALTH & SAFETY (OHS) SPECIFICATION: BASELINE RISK ASSESSMENT

PROJECT NUMBER:	JW 14060RRR
PROJECT LOCATION:	Northern WWTW
PROJECT DESCR:	Northern Wastewater Treatment Works Dewatering Building Belt Press Replacement and Associated Ancillaries

ACTIVITY: DEMOLITION OF EXISTING MCC BUILDING

Task	Hazard	Risk	Consequence	Rating	Controls
Use of heavy plant for demolition;	<ul style="list-style-type: none"> ✓ Unauthorized operation of the plant ✓ Failure due to use of un-certificated plant; 	✓	✓		<ul style="list-style-type: none"> ✓ All plant to have relevant permits and licenses, ✓ Operators to have valid licenses for the class of plant that they are operating. ✓ available for review on arrival to site; ✓ Visual inspection of plant undertaken by competent person;
Operation of machinery	✓ Noise	✓ Over-exposure to noise	✓ Noise induced hearing loss	M	<ul style="list-style-type: none"> ✓ Percussive demolition tools not to be used. ✓ Operatives, contractors and visitors to wear hearing protection in hearing protection zones that are established. ✓ Noise monitoring equipment to be utilised in sensitive areas as required. ✓ Materials are to be lowered into bins and not dropped.
	<ul style="list-style-type: none"> ✓ Existing services i.e., power, water, sewer and telephone lines ✓ Faulty tools and equipment used 	<ul style="list-style-type: none"> ✓ Unexpected collapse of structure into personnel or equipment 	<ul style="list-style-type: none"> ✓ Injuries/ electrocutions ✓ Death 	H	<ul style="list-style-type: none"> ✓ Develop a method statement for demolition and ensure that it is followed. ✓ All existing services to be disconnected / isolated by competent personnel per trade before demolishing.



OCCUPATIONAL HEALTH & SAFETY (OHS) SPECIFICATION: BASELINE RISK ASSESSMENT

PROJECT NUMBER:	JW 14060RRR
PROJECT LOCATION:	Northern WWTW
PROJECT DESCR:	Northern Wastewater Treatment Works Dewatering Building Belt Press Replacement and Associated Ancillaries

ACTIVITY: DEMOLITION OF EXISTING MCC BUILDING

Task	Hazard	Risk	Consequence	Rating	Controls
	<ul style="list-style-type: none"> ✓ Lack of information and ✓ warning 		<ul style="list-style-type: none"> ✓ Fire / Property damage 		<ul style="list-style-type: none"> ✓ Plant and equipment used must be in good working order and operated by competent personnel. ✓ Restrict the demolition site to only personnel working in that section and put relevant signage indicating only authorized persons are allowed.
Demolition of concrete structure	<ul style="list-style-type: none"> ✓ Flying of heavy objects e.g., Bricks, concrete and metal strips ✓ Electricity ✓ Dust formulation 	<ul style="list-style-type: none"> ✓ Employees hit by flying objects ✓ Building/ structures falling on employees 		H	<ul style="list-style-type: none"> ✓ Erect warning signs at the areas where demolition is to occur. ✓ Area where demolition is taking place to be demarcated. ✓ Demolishing plan to be provide and implemented for the works. ✓ Employees to wear full PPE for the works. ✓ Only personnel involved on trained on the task hazards to be allowed in the area. ✓ All electrical connection to the structure under demolition to be identified by a Registered Electrician must provide proof of isolation before demolition occurs.
Demolition of concrete structure	<ul style="list-style-type: none"> ✓ Excavator breaker operation 	Use of defective plant or associated equipment;	<ul style="list-style-type: none"> ✓ Fatalities ✓ Serious injuries 	H	<ul style="list-style-type: none"> ✓ Demolition Method statement to be submitted and adhered to.



OCCUPATIONAL HEALTH & SAFETY (OHS) SPECIFICATION: BASELINE RISK ASSESSMENT

PROJECT NUMBER:	JW 14060RRR
PROJECT LOCATION:	Northern WWTW
PROJECT DESCR:	Northern Wastewater Treatment Works Dewatering Building Belt Press Replacement and Associated Ancillaries

ACTIVITY: DEMOLITION OF EXISTING MCC BUILDING

Task	Hazard	Risk	Consequence	Rating	Controls
	<ul style="list-style-type: none"> ✓ (Operator)Plant / pedestrian interaction; ✓ Operator visibility; 	<ul style="list-style-type: none"> ✓ Plant reversing – onto employees / pedestrians; ✓ Unauthorized use of plant by untrained personnel; ✓ Collision with plant and live traffic within site boundary; ✓ Workers struck by working plant, ✓ very high risk of fatality; ✓ Noise; ✓ Exposed rebar – ✓ Possible contamination of asbestos in structure; ✓ Proximity to public areas; 	<ul style="list-style-type: none"> ✓ Property damages 		<ul style="list-style-type: none"> ✓ Demolition to be undertaken in a sequential, controlled way; ✓ Structure prior to works, reviewed for any signs of asbestos in building, if found present, to be removed by licensed contractor; ✓ All operators to follow designated traffic routes; Worker pedestrian routes to be designed and implemented with clear signage to provide segregation to demolition area; ✓ Flagmen to be used to control plant and truck movements. Where practicable, areas must be designated no pedestrians, with flagmen stationed clear of plant movements in clear view; ✓ The Logistics plan shall clearly illustrate plant access and egress points; ✓ No reversing of any plant or truck at any time without banksman; ✓ Keys removed from plant or trucks when parked, brake on. Plant never left running unattended; ✓ Daily inspections of excavator hoses, tyres, connections etc. prior to use.



OCCUPATIONAL HEALTH & SAFETY (OHS) SPECIFICATION: BASELINE RISK ASSESSMENT

PROJECT NUMBER:	JW 14060RRR
PROJECT LOCATION:	Northern WWTW
PROJECT DESCR:	Northern Wastewater Treatment Works Dewatering Building Belt Press Replacement and Associated Ancillaries

ACTIVITY: DEMOLITION OF EXISTING MCC BUILDING

Task	Hazard	Risk	Consequence	Rating	Controls
					<ul style="list-style-type: none"> ✓ Damaged equipment immediately removed from service; ✓ Plant operators wear seat belts at all times; ✓ Flashing light fitted to cab and used at all times, reversing horn fitted and ✓ working; ✓ No shades to be fitted to excavator glass to hinder operator vision; ✓ Workers in area to wear ear protection; ✓ Dust suppression to be applied ✓ Area to be screened off if close to public routes to prevent any flying debris entering area. Suitable warning signage implemented with spotters to warn as required; ✓ Concrete / rebar / plastic / wood segregated into separate waste areas;



OCCUPATIONAL HEALTH & SAFETY (OHS) SPECIFICATION: BASELINE RISK ASSESSMENT

PROJECT NUMBER:	JW 14060RRR
PROJECT LOCATION:	Northern WWTW
PROJECT DESCR:	Northern Wastewater Treatment Works Dewatering Building Belt Press Replacement and Associated Ancillaries

ACTIVITY: OPERATING CONSTRUCTION VEHICLES

Task	Hazard	Risk	Consequence	Rating	Controls
Operating construction vehicles and mobile plant	✓ Moving bucket / arm	✓ Hitting employees	✓ Injuries	M	<ul style="list-style-type: none"> ✓ Workers to stand clear of the path of the construction vehicles and mobile plant ✓ Rigger to direct the loading and offloading activities
	✓ Incompetent operator	<ul style="list-style-type: none"> ✓ Hitting employees; ✓ Bumping vehicles and properties 	<ul style="list-style-type: none"> ✓ Injuries ✓ Property damages 	M	<ul style="list-style-type: none"> ✓ Only trained, competent and appointed operators may operate a concrete truck ✓ Flagman to be posted to direct the operator
	✓ Unhealthy operator	✓ Collapsing whilst operating	<ul style="list-style-type: none"> ✓ Fatalities ✓ Injuries to other people ✓ Property damages 	H	<ul style="list-style-type: none"> ✓ All operators to undergo annual medical examinations prior to resumption of duties ✓ All sick employees must report to their supervisors, and not be allowed to operate construction vehicles and mobile plant.
	✓ Speeding	<ul style="list-style-type: none"> ✓ Hitting employees; ✓ Bumping vehicles and properties 	<ul style="list-style-type: none"> ✓ Injuries ✓ Property damages 	M	<ul style="list-style-type: none"> ✓ Site speed limits to be adhered to at all times
Parking	<ul style="list-style-type: none"> ✓ No visibility ✓ Parking on a blind spot ✓ Uncontrollable movement 	<ul style="list-style-type: none"> ✓ Collision with other vehicles ✓ Bumping into people 	<ul style="list-style-type: none"> ✓ Fatalities ✓ Property damages 	H	<ul style="list-style-type: none"> ✓ Ensure that construction vehicles are parked at safe areas while conducting operations ✓ Use signage where trucks are parked in / near the road ✓ Place stop blocks to prevent any movement. ✓ Ensure that the key is removed from the ignition when parked.
Maintenance & inspection	<ul style="list-style-type: none"> ✓ Suction hose ✓ Vacuum pump 	✓ Heating up during operations	✓ Severe burns	M	<ul style="list-style-type: none"> ✓ Avoid contact with the vacuum pump during or immediately after operation. ✓ Do not touch hot fluid or equipment ✓ Do not touch exhaust pipe of truck unless you are a trained professional carrying out maintenance or repairs ✓ Refueling to be carried out in



OCCUPATIONAL HEALTH & SAFETY (OHS) SPECIFICATION: BASELINE RISK ASSESSMENT

PROJECT NUMBER:	JW 14060RRR
PROJECT LOCATION:	Northern WWTW
PROJECT DESCR:	Northern Wastewater Treatment Works Dewatering Building Belt Press Replacement and Associated Ancillaries

ACTIVITY: OPERATING CONSTRUCTION VEHICLES

Task	Hazard	Risk	Consequence	Rating	Controls
					<ul style="list-style-type: none"> ✓ designated areas. Ensure spill kits are available and shutdown valve of the pump is available. ✓ Conduct a risk assessment of the refueling station
	✓ Hydraulic oil	✓ Contact with skin	<ul style="list-style-type: none"> ✓ Severe burns ✓ Skin disease 	M	<ul style="list-style-type: none"> ✓ All pipe clamps fitted ✓ Pressure protection valves and Anti Drop valves fitted to hydraulic system. ✓ High pressure warning decals ✓ Hydraulic fluid lines to be inspected daily; cracks, tears and deformed lines must be reported and repaired prior to use.



OCCUPATIONAL HEALTH & SAFETY (OHS) SPECIFICATION: BASELINE RISK ASSESSMENT

PROJECT NUMBER:	JW 14060RRR
PROJECT LOCATION:	Northern WWTW
PROJECT DESCR:	Northern Wastewater Treatment Works Dewatering Building Belt Press Replacement and Associated Ancillaries

ACTIVITY: EXCAVATION

Task	Hazard	Risk	Consequence	Rating	Controls
Excavation	✓ Deep excavations	<ul style="list-style-type: none"> ✓ Collapse ✓ Falling ✓ Unsafe entry and exit 	Fatalities	H	<ul style="list-style-type: none"> ✓ Geotechnical surveys to be conducted prior to construction ✓ Shoring of the excavation ✓ No unauthorised entry into the project site. ✓ Fencing off of the excavation and prompt supervision of the area. ✓ Full time security on site to monitor entry and exit. ✓ Safe method of entry and exit to be provided for employees ✓ Spoil material to be stored at least 2m away from the excavation ✓ Signage to be displayed indicating deep excavations
	<ul style="list-style-type: none"> ✓ Incompetent operator ✓ Faulty excavator 	<ul style="list-style-type: none"> ✓ Overturning ✓ Bumping against people 	✓ Serious injuries	H	<ul style="list-style-type: none"> ✓ Only competent personnel may operate the excavator ✓ All excavators must be inspected prior to use
Mechanical excavation	✓ Ignition on	✓ Accidental movement	<ul style="list-style-type: none"> ✓ Fatalities ✓ Property damages 	H	<ul style="list-style-type: none"> ✓ Operators should ensure that the ignition is off prior to leaving the plant.



OCCUPATIONAL HEALTH & SAFETY (OHS) SPECIFICATION: BASELINE RISK ASSESSMENT

PROJECT NUMBER:	JW 14060RRR
PROJECT LOCATION:	Northern WWTW
PROJECT DESCR:	Northern Wastewater Treatment Works Dewatering Building Belt Press Replacement and Associated Ancillaries

ACTIVITY: EXCAVATION

Task	Hazard	Risk	Consequence	Rating	Controls
					<ul style="list-style-type: none"> ✓ Keys should be removed from the ignition and returned to the office for safekeeping,
Mechanical excavation	<ul style="list-style-type: none"> ✓ Deep excavation ✓ Lack of safety signage 	<ul style="list-style-type: none"> ✓ Employees falling into excavations 	<ul style="list-style-type: none"> ✓ Fatalities 	H	<ul style="list-style-type: none"> ✓ Ensure that deep excavation signage is placed and visible. ✓ Deep excavations must be fenced off and access controlled.
	<ul style="list-style-type: none"> ✓ Spoil material 	<ul style="list-style-type: none"> ✓ Collapse of excavation walls. ✓ Entrapment 	<ul style="list-style-type: none"> ✓ Fatalities 	H	<ul style="list-style-type: none"> ✓ Excavated soil to be placed at least 2m away from the excavation wall.
	<ul style="list-style-type: none"> ✓ Underground service 	<ul style="list-style-type: none"> ✓ Contact with plant 	<ul style="list-style-type: none"> ✓ Injuries ✓ Property damages ✓ Electrocution 	H	<ul style="list-style-type: none"> ✓ All underground services to be identified and marked prior to excavation.
	<ul style="list-style-type: none"> ✓ Unsafe access and exit 	<ul style="list-style-type: none"> ✓ Falling 	<ul style="list-style-type: none"> ✓ Injuries 	H	<ul style="list-style-type: none"> ✓ TLB / Excavator may not be used by employees to access and exit the excavation



OCCUPATIONAL HEALTH & SAFETY (OHS) SPECIFICATION: BASELINE RISK ASSESSMENT

PROJECT NUMBER:	JW 14060RRR
PROJECT LOCATION:	Northern WWTW
PROJECT DESCR:	Northern Wastewater Treatment Works Dewatering Building Belt Press Replacement and Associated Ancillaries

ACTIVITY: CONTACT WITH UNDERGROUND / OVERHEAD SERVICES

Task	Hazard	Risk	Consequence	Rating	Control/ o
Working close to Eskom line	✓ High voltage	✓ Electrocutation	<ul style="list-style-type: none"> ✓ Fatalities ✓ Power cuts ✓ Property damages 	H	<ul style="list-style-type: none"> ✓ Proper scanning of services prior to starting with excavations ✓ Obtain wayleaves from Eskom prior to starting with work ✓ Do not use lifting equipment in close proximity to power lines unless authorized to do so. ✓ Appoint an OHRVS to supervise all work done in close proximity to power lines ✓ Contact Eskom if services are identified for isolation ✓ Develop a method statement and risk assessment ✓ Train employees in the method statement as well as risk assessment ✓ Develop emergency response procedures for explosions
Working close to gas lines	✓ Gas leaks	<ul style="list-style-type: none"> ✓ Explosion ✓ Suffocation ✓ Inhalation 	<ul style="list-style-type: none"> ✓ Fatalities ✓ Property damages 	H	<ul style="list-style-type: none"> ✓ Proper scanning of services prior to starting with excavations ✓ Obtain wayleaves from service provider prior to starting with work ✓ Develop a method statement and risk assessment ✓ Develop emergency response procedures for leaks and explosions



OCCUPATIONAL HEALTH & SAFETY (OHS) SPECIFICATION: BASELINE RISK ASSESSMENT

PROJECT NUMBER:	JW 14060RRR
PROJECT LOCATION:	Northern WWTW
PROJECT DESCR:	Northern Wastewater Treatment Works Dewatering Building Belt Press Replacement and Associated Ancillaries

ACTIVITY: BRICKWORK, PLASTERING & COATING (MCC BUILDING)

Task	Hazard	Risk	Consequence	Rating	Controls
Brick laying	<ul style="list-style-type: none"> ✓ Dust from cutting bricks Unsecured bricks 	<ul style="list-style-type: none"> ✓ Inhalation of dust ✓ Falling on employees 	<ul style="list-style-type: none"> ✓ Respiratory problems ✓ Injuries 	M	<ul style="list-style-type: none"> ✓ Employees should wear dust masks ✓ Wear hand protection ✓ Employees to exercise caution when handling bricks.
Cutting	<ul style="list-style-type: none"> ✓ High Noise Levels ✓ Cutting Grinder/Disc 	<ul style="list-style-type: none"> ✓ Vibration ✓ Cutting edges ✓ Eye penetration ✓ Finger cuts ✓ Expose to high noise level area ✓ Uncontrolled disc ✓ Electrical equipment failure ✓ Sharp edges 	<ul style="list-style-type: none"> ✓ Damaged hearing ✓ Carpal tunnel syndrome ✓ Cuts/ injuries ✓ Eye irritation / blindness ✓ Injuries ✓ Eye injuries 	M	<ul style="list-style-type: none"> ✓ Use hearing protection when exposed to excessive noise levels (greater than 85 dB over an 8-hour work period) ✓ Rotate tasks to minimize worker exposure to equipment vibration. ✓ Assess manual guide carefully to ensure correct usage of portable electrical devices. ✓ Ensure all grinders and connections are inspected ✓ Ensure that safety guards are in place on the grinder ✓ Handle and switch of the grinder should be inspected and tested prior to use. ✓ Only trained employees may use grinders ✓ Proper PPE to be used ✓ Inspect cutting disc prior to use
Concrete works	<ul style="list-style-type: none"> ✓ Moving bucket 	<ul style="list-style-type: none"> ✓ Hitting employees 	<ul style="list-style-type: none"> ✓ Injuries 	M	<ul style="list-style-type: none"> ✓ Workers to stand clear of the path of the bucket. ✓ Banksman to direct the loading and offloading activities



OCCUPATIONAL HEALTH & SAFETY (OHS) SPECIFICATION: BASELINE RISK ASSESSMENT

PROJECT NUMBER:	JW 14060RRR
PROJECT LOCATION:	Northern WWTW
PROJECT DESCR:	Northern Wastewater Treatment Works Dewatering Building Belt Press Replacement and Associated Ancillaries

ACTIVITY: BRICKWORK, PLASTERING & COATING (MCC BUILDING)

Task	Hazard	Risk	Consequence	Rating	Controls
	✓ Concrete splashing	✓ Skin contact	✓ Dermatitis ✓ Skin burns	M	✓ Use of skin protection ✓ Provide gloves and safety boots ✓ Have MSDS
	✓ Concrete splashing	✓ Eye contact	✓ Eye injuries	M	✓ Provide safety goggles
	✓ Manual handling of chutes	✓ Incorrect handling	✓ Injuries	M	✓ Training in correct handling methods ✓ Provide employees with gloves ✓ Provide leather gloves for concrete chute
Painting	✓ Paint fumes	✓ Inhalation	✓ Respiratory illness	L	✓ Provide employees with masks ✓ Provide MSDS
	✓ Paint	✓ Skin contact	✓ Skin reaction	L	✓ Provide employees with gloves and overalls ✓ Provide MSDS
Paint tins	✓ Heavy material	✓ Falling	✓ Damages ✓ Injuries	L	✓ Proper lifting of material ✓ Develop SOP
	✓ Spillages	✓ Trip and falls	✓ Injuries	L	✓ Provide drip trays
Storage and usage of HCS	✓ Burning or fires on site ✓ Improper labelling of chemical containers	✓ Property damage ✓ Accidental consumption of flammable liquids	✓ Serious injuries ✓ Illnesses	M	✓ A well ventilated cage may be used for storage of all the HCS and flammables ✓ HCS supervisor must record all quantities on a register. ✓ Label containers correctly ✓ Display HCS signage



OCCUPATIONAL HEALTH & SAFETY (OHS) SPECIFICATION: BASELINE RISK ASSESSMENT

PROJECT NUMBER:	JW 14060RRR
PROJECT LOCATION:	Northern WWTW
PROJECT DESCR:	Northern Wastewater Treatment Works Dewatering Building Belt Press Replacement and Associated Ancillaries

ACTIVITY: FALSE WORK

Task	Hazard	Risk	Consequence	Rating	Controls
Transporting shutters	<ul style="list-style-type: none"> ✓ Defective strapping ✓ Incompetent driver ✓ No inspection ✓ Overloading of truck 	<ul style="list-style-type: none"> ✓ Falling load ✓ Loss of control of vehicle 	<ul style="list-style-type: none"> ✓ Injuries ✓ Property damages 	M	<ul style="list-style-type: none"> ✓ Ensure that the load is properly secured in the truck. ✓ Driver must have a valid PDP ✓ Driver must inspect truck and ensure that it is roadworthy ✓ Driver must keep the speed limit while driving
Offloading of shutters	<ul style="list-style-type: none"> ✓ No stop blocks ✓ Ignition on ✓ Untrained crane operator ✓ No load testing 	<ul style="list-style-type: none"> ✓ Accidental movement of truck ✓ Falling loads ✓ Uncontrollable movement of crane 	<ul style="list-style-type: none"> ✓ Fatalities ✓ Property damages 	H	<ul style="list-style-type: none"> ✓ Place stop blocks behind the wheels. ✓ Operators should ensure that the ignition is off prior to leaving the plant. ✓ Keys should be removed from the ignition and returned to the office for safekeeping, ✓ Ensure that crane operator and rigger are trained and medically fit to operate the crane. ✓ Ensure that the crane and all lifting equipment are load tested and SWL is displayed.
Installing shutters	<ul style="list-style-type: none"> ✓ Untrained personnel ✓ No PPE ✓ Poor housekeeping ✓ Defective hand tools ✓ Defective shutters 	<ul style="list-style-type: none"> ✓ Falling shutters ✓ Cuts ✓ Hitting employees 	<ul style="list-style-type: none"> ✓ Injuries 	M	<ul style="list-style-type: none"> ✓ Ensure that shuttering is only done by trained personnel. ✓ Provide employees with relevant PPE. ✓ Ensure proper housekeeping on site ✓ Inspect tools and shutters prior to installing
Dismantling shutters	<ul style="list-style-type: none"> ✓ No PPE ✓ No supervision 	<ul style="list-style-type: none"> ✓ Falling shutters ✓ Cuts 	<ul style="list-style-type: none"> ✓ Injuries 	M	<ul style="list-style-type: none"> ✓ Ensure that dismantling is done under supervision of a competent person.



OCCUPATIONAL HEALTH & SAFETY (OHS) SPECIFICATION: BASELINE RISK ASSESSMENT

PROJECT NUMBER:	JW 14060RRR
PROJECT LOCATION:	Northern WWTW
PROJECT DESCR:	Northern Wastewater Treatment Works Dewatering Building Belt Press Replacement and Associated Ancillaries

ACTIVITY: FALSE WORK

Task	Hazard	Risk	Consequence	Rating	Controls
	<ul style="list-style-type: none"> ✓ Untrained personnel ✓ Defective tools 	<ul style="list-style-type: none"> ✓ Hitting employees 			<ul style="list-style-type: none"> ✓ Ensure that dismantling is only done by trained personnel. ✓ Provide employees with relevant PPE. ✓ Ensure proper housekeeping on site. ✓ Inspect tools and shutters prior to installing
<ul style="list-style-type: none"> ✓ Formwork installation 	<ul style="list-style-type: none"> ✓ Works at Height; ✓ Manual Handling; ✓ Worker competency; ✓ Lifting materials to height; (crane) 	<ul style="list-style-type: none"> ✓ Fall from Heights; ✓ Falling objects; ✓ Manual Handling ✓ Incorrect Design and Erection of formwork resulting in collapse; ✓ Use of unsupervised or untrained personnel to erect formwork; ✓ Erection of Formwork; 	<ul style="list-style-type: none"> ✓ Injuries ✓ Property damages 	M	<ul style="list-style-type: none"> ✓ Safety harness and lanyard are to be used and hooked off to a secure anchor point when working around exposed edges; ✓ No shock lanyard to be used below 6m in height; ✓ All hand tools to be tied off when working at height over workers below; ✓ Correct manual lifting techniques of formwork communicated to workers; ✓ The erection of temporary structures shall be undertaken under supervision of a competent person under control of the designated Temporary Works Supervisor in accordance with the TW designer's requirements; ✓ All formwork tie rods to be same design/make of wing nuts and not allow slippage under load, double nut in areas where a risk of collapse onto workers under load is possible;



OCCUPATIONAL HEALTH & SAFETY (OHS) SPECIFICATION: BASELINE RISK ASSESSMENT

PROJECT NUMBER:	JW 14060RRR
PROJECT LOCATION:	Northern WWTW
PROJECT DESCR:	Northern Wastewater Treatment Works Dewatering Building Belt Press Replacement and Associated Ancillaries

ACTIVITY: FALSE WORK

Task	Hazard	Risk	Consequence	Rating	Controls
					<ul style="list-style-type: none"> ✓ Formwork to be supported following a suitable proprietary bracing system as per design, inadequate or unsuitable fixings shall not be used; ✓ Permit to load to be completed by designated persons before loading of concrete onto formwork; ✓ Temporary Works register to be completed by designated person and available for review; ✓ All workers to be briefed by supervision daily before shift commences; ✓ Area below to be clear of workers during erection, barriers and signage to be implemented; ✓ Formwork to be inspected daily before work by designated Temporary Works Co-ordinator; ✓ Formwork inspected after damage or incident likely to affect structural stability such as high winds, heavy rain or electrical storm; ✓ No overloading of formwork, TWC shall follow design SWL when distributing materials;



OCCUPATIONAL HEALTH & SAFETY (OHS) SPECIFICATION: BASELINE RISK ASSESSMENT

PROJECT NUMBER:	JW 14060RRR
PROJECT LOCATION:	Northern WWTW
PROJECT DESCR:	Northern Wastewater Treatment Works Dewatering Building Belt Press Replacement and Associated Ancillaries

ACTIVITY: STEEL FIXING

Task	Hazard	Risk	Consequence	Rating	Controls
Offloading of steel with mobile crane	<ul style="list-style-type: none"> ✓ Untrained operator ✓ Untrained rigger ✓ SWL of crane not indicated ✓ No guide ropes to control load 	<ul style="list-style-type: none"> ✓ Collapse of load onto people ✓ Uncontrollable movement of the crane 	<ul style="list-style-type: none"> ✓ Serious injuries ✓ Fatalities ✓ Property damages 	H	<ul style="list-style-type: none"> ✓ Ensure that the crane operator and rigger are trained and medically fit. ✓ Ensure that inspection on crane is conducted prior to use. ✓ Ensure that SWL is indicated ✓ Ensure that there is good communication and visibility between the operator and rigger. ✓ Guide ropes must be in place to control overhead loads ✓ Ensure that truck is parked in a zero-energy position and have stop blocks in place. ✓ Unauthorised persons not allowed when crane is in operation
Dismantling & installation of steel	<ul style="list-style-type: none"> ✓ Untrained personnel ✓ No PPE ✓ Poor housekeeping ✓ Defective hand tools ✓ Incorrect pushing and pulling of steel 	<ul style="list-style-type: none"> ✓ Steel falling on feet and legs ✓ Trips and falls 	<ul style="list-style-type: none"> ✓ Injuries 	M	<ul style="list-style-type: none"> ✓ Ensure that only trained employees are dismantling the steel ✓ Ensure that employees have the relevant PPE. ✓ Ensure proper housekeeping ✓ Ensure that hand tools are used prior to use. ✓ Ensure that the pulling and pushing system is correctly done and monitored.
Cutting steel with a grinder	<ul style="list-style-type: none"> ✓ Grinder ✓ Faulty connection points ✓ No inspections 	<ul style="list-style-type: none"> ✓ Electrocution ✓ Cuts 	<ul style="list-style-type: none"> ✓ Injuries ✓ Amputation 	M	<ul style="list-style-type: none"> ✓ Ensure all grinders and connections are inspected ✓ Ensure that safety guards are in place on the grinder



OCCUPATIONAL HEALTH & SAFETY (OHS) SPECIFICATION: BASELINE RISK ASSESSMENT

PROJECT NUMBER:	JW 14060RRR
PROJECT LOCATION:	Northern WWTW
PROJECT DESCR:	Northern Wastewater Treatment Works Dewatering Building Belt Press Replacement and Associated Ancillaries

ACTIVITY: STEEL FIXING

Task	Hazard	Risk	Consequence	Rating	Controls
	<ul style="list-style-type: none"> ✓ Untrained operator ✓ No PPE ✓ Damaged cutting disc 				<ul style="list-style-type: none"> ✓ Handle and switch of the grinder should be inspected and tested prior to use. ✓ Only trained employees may use grinders ✓ Proper PPE to be used ✓ Inspect cutting disc prior to use
Binding steel with wire (using nip pliers)	<ul style="list-style-type: none"> ✓ Defective tools ✓ No PPE 	✓ Cuts	✓ Injuries	L	<ul style="list-style-type: none"> ✓ Inspect tools prior to using ✓ Ensure that the wire used to bind steel is bent at the end to prevent eye injuries ✓ Ensure that proper PPE is provided



OCCUPATIONAL HEALTH & SAFETY (OHS) SPECIFICATION: BASELINE RISK ASSESSMENT

PROJECT NUMBER:	JW 14060RRR
PROJECT LOCATION:	Northern WWTW
PROJECT DESCR:	Northern Wastewater Treatment Works Dewatering Building Belt Press Replacement and Associated Ancillaries

ACTIVITY: CONCRETE WORKS

Task	Hazard	Risk	Consequence	Rating	Controls
Concrete works	✓ Moving bucket	✓ Hitting employees	✓ Injuries	M	<ul style="list-style-type: none"> ✓ Workers to stand clear of the path of the bucket ✓ Banksman to direct the loading and offloading activities
	✓ Working at heights	✓ Falls from heights	✓ Injuries	H	<ul style="list-style-type: none"> ✓ Only work on platforms that are fully boarded and handrails installed
	✓ Concrete splashing	✓ Skin contact	<ul style="list-style-type: none"> ✓ Dermatitis ✓ Skin burns 	M	<ul style="list-style-type: none"> ✓ Use of skin protection ✓ Provide gloves and safety boots ✓ Have MSDS
	✓ Concrete splashing	✓ Eye contact	✓ Eye injuries	M	<ul style="list-style-type: none"> ✓ Provide safety goggles
Operating concrete truck	✓ Incompetent operator	<ul style="list-style-type: none"> ✓ Hitting employees; ✓ Bumping vehicles and properties 	<ul style="list-style-type: none"> ✓ Injuries ✓ Property damages 	M	<ul style="list-style-type: none"> ✓ Only trained, competent and appointed operators may operate a concrete truck ✓ Flagman to be posted to direct the operator
	✓ Speeding	<ul style="list-style-type: none"> ✓ Hitting employees; ✓ Bumping vehicles and properties 	<ul style="list-style-type: none"> ✓ Injuries ✓ Property damages 	M	<ul style="list-style-type: none"> ✓ Site speed limits to be adhered to at all times
	✓ Manual handling of chutes	✓ Incorrect handling	✓ Injuries	M	<ul style="list-style-type: none"> ✓ Training in correct handling methods ✓ Provide employees with gloves. ✓ Provide leather gloves for concrete chute



OCCUPATIONAL HEALTH & SAFETY (OHS) SPECIFICATION: BASELINE RISK ASSESSMENT

PROJECT NUMBER:	JW 14060RRR
PROJECT LOCATION:	Northern WWTW
PROJECT DESCR:	Northern Wastewater Treatment Works Dewatering Building Belt Press Replacement and Associated Ancillaries

ACTIVITY: CONCRETE WORKS

Task	Hazard	Risk	Consequence	Rating	Controls
Pouring concrete with a bucket by means of a mobile crane	✓ Incompetent operator	<ul style="list-style-type: none"> ✓ Hitting employees; ✓ Bumping vehicles and properties 	<ul style="list-style-type: none"> ✓ Injuries ✓ Property damages 	M	<ul style="list-style-type: none"> ✓ Only trained, competent and appointed operators may operate a concrete truck. ✓ Flagman to be posted to direct the operator
	✓ Unauthorised / unsuitable crane	<ul style="list-style-type: none"> ✓ Hitting employees; ✓ Collapse of material 	<ul style="list-style-type: none"> ✓ Injuries ✓ Property damages 	M	<ul style="list-style-type: none"> ✓ Crane to be inspected by a competent person prior to use. ✓ Unsuitable crane to be tagged and locked out
Siting and setting up of concrete pump	✓ Working in proximity to existing structures and services;	<ul style="list-style-type: none"> ✓ Overturning due to incorrect siting or incorrect pump outrigger extension; ✓ Collision of jib with overhead services; ✓ Blocking access routes with pump; ✓ Jib striking stationary structures; 	<ul style="list-style-type: none"> ✓ Injuries ✓ Property damages 	M	<ul style="list-style-type: none"> ✓ Ensure pump is set up/rigged out correctly, is on firm level ground as per siting plan with outriggers fully extended; ✓ Solid barriers should be situated, where practicable, to protect pump from traffic routes around working radius of cab; ✓ Consideration given to overhead services and existing structures when siting pump;



OCCUPATIONAL HEALTH & SAFETY (OHS) SPECIFICATION: BASELINE RISK ASSESSMENT

PROJECT NUMBER:	JW 14060RRR
PROJECT LOCATION:	Northern WWTW
PROJECT DESCR:	Northern Wastewater Treatment Works Dewatering Building Belt Press Replacement and Associated Ancillaries

ACTIVITY: CONCRETE WORKS

Task	Hazard	Risk	Consequence	Rating	Controls
Pumping concrete (Pump Operator)	<ul style="list-style-type: none"> ✓ Operator competency; ✓ Pump planning; ✓ High pressures; 	<ul style="list-style-type: none"> ✓ Incident due to use of defective hoses / equipment; ✓ Concrete spillage; 	<ul style="list-style-type: none"> ✓ Injuries ✓ pollution 	M	<ul style="list-style-type: none"> ✓ Pumping Plan to be completed prior to any pour taking place by Temporary Works Coordinator; ✓ Method statements and risk assessments to be submitted and adhered to; ✓ Pump load indicator to be functioning correctly, and not to be overridden under any circumstances; ✓ Operator to adhere to safe working load limits; ✓ Daily inspections of hoses, pipes, connections etc. prior to use. Damaged equipment immediately removed from service; ✓ Pump hopper guards to be in place at all times; ✓ Plastic sheeting placed under hopper to contain spills;
Pumping operation supervision	<ul style="list-style-type: none"> ✓ Pumping operations around workers; 	<ul style="list-style-type: none"> ✓ Worker struck by delivery vehicle; 	<ul style="list-style-type: none"> ✓ Injuries ✓ Property damages 		<ul style="list-style-type: none"> ✓ No over-sailing of hose over live traffic routes without road closure;



OCCUPATIONAL HEALTH & SAFETY (OHS) SPECIFICATION: BASELINE RISK ASSESSMENT

PROJECT NUMBER:	JW 14060RRR
PROJECT LOCATION:	Northern WWTW
PROJECT DESCR:	Northern Wastewater Treatment Works Dewatering Building Belt Press Replacement and Associated Ancillaries

ACTIVITY: CONCRETE WORKS

Task	Hazard	Risk	Consequence	Rating	Controls
	<ul style="list-style-type: none"> ✓ Workers in pump operating radius; ✓ Reversing concrete delivery vehicles; 	<ul style="list-style-type: none"> ✓ Hose swinging / spinning uncontrolled; ✓ Pump operator unable to see task – high level pumping; ✓ Over-sailing of material over live traffic routes; ✓ Use of concrete – protective gear; ✓ Working on rebar – risk of injury; 			<ul style="list-style-type: none"> ✓ Supervision to undertake visual inspection of all pumping gear and equipment daily; ✓ Workers to wear correct PPE at all times, nitrile gloves, wellingtons, glasses; ✓ Flagmen controlling delivery truck movements; ✓ Spotters to direct pump operators at high level in clear view at all times; ✓ All concrete soaked workwear to be removed immediately; ✓ Planks placed on rebar for worker access, clear access maintained
Crane parking	Unstable ground	<ul style="list-style-type: none"> ✓ Crane overturning 	<ul style="list-style-type: none"> ✓ Injuries ✓ Property damages 	M	<ul style="list-style-type: none"> ✓ Crane to be established on solid ground with outriggers fully extended and pads in place



OCCUPATIONAL HEALTH & SAFETY (OHS) SPECIFICATION: BASELINE RISK ASSESSMENT

PROJECT NUMBER:	JW 14060RRR
PROJECT LOCATION:	Northern WWTW
PROJECT DESCR:	Northern Wastewater Treatment Works Dewatering Building Belt Press Replacement and Associated Ancillaries

ACTIVITY: PLUMBING, TILING

Task	Hazard	Risk	Consequence	Rating	Controls
Cutting and drilling	✓ Drilling	✓ Vibration	✓ Damaged hearing	M	<ul style="list-style-type: none"> ✓ Use hearing protection when exposed to excessive noise levels (greater than 85 dB over an 8-hour work period) ✓ Assess noise level with sound level meter if possibility exists that level may exceed 85dB. ✓ Rotate drilling tasks to minimize worker exposure to equipment vibration. ✓ Use right size of a drill to drill different layers of the ground ✓ Assess manual guide carefully to ensure correct usage of portable electrical devices.
	✓ Drill bit	✓ Cutting edges	✓ Carpal tunnel syndrome		
	✓ Drill sharp metal fibres	✓ Eye penetration	✓ Cuts/ injuries		
	✓ High Noise Levels	✓ Finger cuts	✓ Eye irritation / blindness		
	✓ Cutting Grinder/Disc	✓ Expose to high noise level area	✓ Injuries		
Use of hand tools	✓ Repetitive movements	✓ Improper bending	✓ Back pains	L	<ul style="list-style-type: none"> ✓ Training in correct posture during shovelling ✓ Ensure safe distance between employees ✓ Inspect tools prior to use ✓ Provide employees with gloves ✓ Train employees on the use of tools ✓ Provide gloves
	✓ Distance between employees	✓ Hitting each other with tools	✓ Injuries	M	
	✓ Damaged hand tools	✓ Contact with skin	✓ Injuries	L	
	✓ Loss of grip of tools	✓ Hitting other employees	✓ Injuries	M	
Use of cement	✓ Cement dust	✓ Inhalation	✓ Respiratory problems	L	<ul style="list-style-type: none"> ✓ Provide employees with dust masks



OCCUPATIONAL HEALTH & SAFETY (OHS) SPECIFICATION: BASELINE RISK ASSESSMENT

PROJECT NUMBER:	JW 14060RRR
PROJECT LOCATION:	Northern WWTW
PROJECT DESCR:	Northern Wastewater Treatment Works Dewatering Building Belt Press Replacement and Associated Ancillaries

ACTIVITY: WORKING AT HEIGHTS

Task	Hazard	Risk	Consequence	Rating	Controls
Working at heights	<ul style="list-style-type: none"> ✓ Heights ✓ Unfit employees ✓ Using hand tools ✓ Unsecured tools and equipment 	<ul style="list-style-type: none"> ✓ Falls ✓ Falling onto employees 	<ul style="list-style-type: none"> ✓ Injuries 	M	<ul style="list-style-type: none"> ✓ Employees to use proper PPE including safety harnesses when working at heights. ✓ Inspect all tools prior to use. ✓ Provide training for using safety harnesses correctly. ✓ Employees working at heights must be certified fit to work. ✓ Hand tools must be attached to lanyards when working at heights. ✓ Use tool bags ✓ Use netting system below each level. ✓ No work should be done on the ground when work at heights is in progress. ✓ Proper signage to be displayed.



OCCUPATIONAL HEALTH & SAFETY (OHS) SPECIFICATION: BASELINE RISK ASSESSMENT

PROJECT NUMBER:	JW 14060RRR
PROJECT LOCATION:	Northern WWTW
PROJECT DESCR:	Northern Wastewater Treatment Works Dewatering Building Belt Press Replacement and Associated Ancillaries

ACTIVITY: MECHANICAL WORKS

Task	Hazard	Risk	Consequence	Rating	Controls
Installation of pumps and valves	<ul style="list-style-type: none"> ✓ Heavy pipes, pumps and valves 	<ul style="list-style-type: none"> ✓ Falling 	<ul style="list-style-type: none"> ✓ Injuries ✓ Property damages 	M	<ul style="list-style-type: none"> ✓ Use proper lifting equipment ✓ Ensure that only the relevant people are in the work area. ✓ Ensure that lifting equipment is load tested. ✓ Only competent personnel to undertake this task
Lubricating of parts	<ul style="list-style-type: none"> ✓ Oils 	<ul style="list-style-type: none"> ✓ Contact with skin 	<ul style="list-style-type: none"> ✓ Burns ✓ Dermatitis 	L	<ul style="list-style-type: none"> ✓ Provide employees with gloves ✓ Provide SDS for the oil used
	<ul style="list-style-type: none"> ✓ Steel fixing 	<ul style="list-style-type: none"> ✓ Falling ✓ Slip 	<ul style="list-style-type: none"> ✓ Injuries 	L	<ul style="list-style-type: none"> ✓ PPE, including safety boots and goggles must be used
Cutting and drilling	<ul style="list-style-type: none"> ✓ Drilling ✓ Drill bit ✓ Drill sharp metal fibres ✓ High Noise Levels ✓ Cutting Grinder/Disc 	<ul style="list-style-type: none"> ✓ Vibration ✓ Cutting edges ✓ Eye penetration ✓ Finger cuts ✓ Expose to high noise level area ✓ Uncontrolled disc ✓ Electrical equipment failure ✓ Sharp window edges 	<ul style="list-style-type: none"> ✓ Damaged hearing ✓ Carpal tunnel syndrome ✓ Cuts/ injuries ✓ Eye irritation / blindness ✓ Injuries ✓ Eye injuries 	M	<ul style="list-style-type: none"> ✓ Use hearing protection when exposed to excessive noise levels (greater than 85 dB over an 8-hour work period) ✓ Assess noise level with sound level meter if possibility exists that level may exceed 85dB. ✓ Rotate drilling tasks to minimize worker exposure to equipment vibration. ✓ Use right size of a drill to drill different layers of the ground ✓ Assess manual guide carefully to ensure correct usage of portable electrical devices.



OCCUPATIONAL HEALTH & SAFETY (OHS) SPECIFICATION: BASELINE RISK ASSESSMENT

PROJECT NUMBER:	JW 14060RRR
PROJECT LOCATION:	Northern WWTW
PROJECT DESCR:	Northern Wastewater Treatment Works Dewatering Building Belt Press Replacement and Associated Ancillaries

ACTIVITY: MECHANICAL WORKS

Task	Hazard	Risk	Consequence	Rating	Controls
Welding	✓ Fumes	✓ Inhalation	✓ Respiratory problems	M	✓ Wear respiratory protection
	✓ Sparks	✓ Contact with skin	✓ Skin burns	L	✓ Personal Protective Equipment to include face, eye and skin protection
	✓ Sparks	✓ Fire	✓ Damage to property ✓ Fatalities	H	✓ Provide fire extinguisher ✓ Provide screens ✓ Remove all sources of combustion and hazardous chemicals from welding area
	✓ Welding arc	✓ Starring welding arc	✓ Eye irritation	L	✓ Safety goggles to be worn
Installation of fire systems and servicing of ventilation units	✓ Heights ✓ Unfit employees ✓ Using hand tools ✓ Unsecured tools and equipment	✓ Falls ✓ Equipment falling onto employees	✓ Injuries	M	✓ Employees to use proper PPE including safety harnesses when working at heights. ✓ Inspect all tools prior to use. ✓ Provide training for using safety harnesses correctly. ✓ Employees working at heights must be certified fit to work. ✓ Hand tools must be attached to lanyards when working at heights. ✓ Use tool bags ✓ Use netting system below each level. ✓ No work should be done on the ground when work at heights is in progress.



OCCUPATIONAL HEALTH & SAFETY (OHS) SPECIFICATION: BASELINE RISK ASSESSMENT

PROJECT NUMBER:	JW 14060RRR
PROJECT LOCATION:	Northern WWTW
PROJECT DESCR:	Northern Wastewater Treatment Works Dewatering Building Belt Press Replacement and Associated Ancillaries

ACTIVITY: MECHANICAL WORKS

Task	Hazard	Risk	Consequence	Rating	Controls
Using a generator	✓ Lifting equipment	✓ No SWL displayed	✓ Serious injuries	M	✓ Proper signage to be displayed.
		✓ Faulty equipment ✓ Employees standing around	✓ Property damages		✓ Load testing of lifting equipment ✓ Inspection of lifting tackle and equipment prior to use ✓ Display SWL ✓ Only competent people to operate the lifting equipment ✓ Access control to the lifting area
Fueling the generator	✓ Spillages	✓ Slips, trips, falls	✓ Injuries	L	✓ Prevent spillages ✓ Use drip trays ✓ Use funnels for fuelling
		✓ Fire	✓ Injuries	M	✓ No smoking allowed near the generator
	✓ Diesel fumes	✓ Inhalation	✓ Respiratory problems	L	✓ Provide employees with respirators
		✓ Skin contact	✓ Skin irritation	L	✓ Provide employees with gloves, safety boots and overalls
	✓ Running engine	✓ Explosion	✓ Injuries	M	✓ Switch engine off before refuelling and make sure fuel cap is replaced.



OCCUPATIONAL HEALTH & SAFETY (OHS) SPECIFICATION: BASELINE RISK ASSESSMENT

PROJECT NUMBER:	JW 14060RRR
PROJECT LOCATION:	Northern WWTW
PROJECT DESCR:	Northern Wastewater Treatment Works Dewatering Building Belt Press Replacement and Associated Ancillaries

ACTIVITY: MECHANICAL WORKS

Task	Hazard	Risk	Consequence	Rating	Controls
					✓ No smoking allowed near the generator
Running the engine	✓ Noise	✓ Over-exposure	✓ Noise-induced hearing loss	M	<ul style="list-style-type: none"> ✓ Provide employees with hearing protection ✓ Provide rest periods for employees
	✓ Vibration	✓ Over exposure	✓ Raynaud's Syndrome	L	<ul style="list-style-type: none"> ✓ Provide employees with vibration gloves. ✓ Rotate employees or provide rest periods.
	✓ Fumes	✓ Inhalation	✓ Respiratory problems	L	<ul style="list-style-type: none"> ✓ Provide employees with respirators ✓ Never use indoors



OCCUPATIONAL HEALTH & SAFETY (OHS) SPECIFICATION: BASELINE RISK ASSESSMENT

PROJECT NUMBER:	JW 14060RRR
PROJECT LOCATION:	Northern WWTW
PROJECT DESCR:	Northern Wastewater Treatment Works Dewatering Building Belt Press Replacement and Associated Ancillaries

ACTIVITY: ELECTRICAL WORKS

Task	Hazard	Risk	Consequence	Rating	Controls
Electrical works	✓ Live electric cables	✓ Electric Shock	✓ Serious injuries	H	<ul style="list-style-type: none"> ✓ Ensure that electricity supply is switched off during installation ✓ Implement lockout procedures
	✓ Inadequate wiring	<ul style="list-style-type: none"> ✓ Electric fault ✓ Fire 	<ul style="list-style-type: none"> ✓ Serious injuries ✓ Property damages 	H	<ul style="list-style-type: none"> ✓ Only competent persons to do the electrical work
	✓ Use of faulty cables	✓ Fire ignition	✓ Burns/ damages	M	<ul style="list-style-type: none"> ✓ Visual inspection of cable before use
Cabling	<ul style="list-style-type: none"> ✓ Cutting 	<ul style="list-style-type: none"> ✓ Eye penetration 	<ul style="list-style-type: none"> ✓ Eye injuries/ blindness 	M	<ul style="list-style-type: none"> ✓ Safety goggles shall be worn by employees when cutting steel
	✓ Unit activation	✓ Struck by equipment	✓ Injuries	M	<ul style="list-style-type: none"> ✓ Lock out/ Tag out
	✓ Live Yard	<ul style="list-style-type: none"> ✓ Electrocution Injury ✓ Working unauthorized ✓ Miscommunication between employees 	✓ Injury or death	H	<ul style="list-style-type: none"> ✓ Obtain a permit ✓ Follow cardinal rules ✓ Strict supervision ✓ Fire extinguisher must always be on site ✓ Obtain a permit and follow all procedures listed ✓ Strict supervision ✓ Competent technician operation ✓ Issue test certificate for every testing and inspection done



OCCUPATIONAL HEALTH & SAFETY (OHS) SPECIFICATION: BASELINE RISK ASSESSMENT

PROJECT NUMBER:	JW 14060RRR
PROJECT LOCATION:	Northern WWTW
PROJECT DESCR:	Northern Wastewater Treatment Works Dewatering Building Belt Press Replacement and Associated Ancillaries

ACTIVITY: ELECTRICAL WORKS

Task	Hazard	Risk	Consequence	Rating	Controls
	<ul style="list-style-type: none"> ✓ Electrical connection ✓ Extension cords 	<ul style="list-style-type: none"> ✓ Explosion ✓ Faulty cord failure 	<ul style="list-style-type: none"> ✓ Injuries / damage to equipment ✓ fire 	L	<ul style="list-style-type: none"> ✓ Emergency stop button must always be serviceable ✓ Fire extinguishers must always be kept on site
	<ul style="list-style-type: none"> ✓ Electrical equipment ✓ Portable electrical appliances 	<ul style="list-style-type: none"> ✓ Use of faulty electrical equipment; ✓ Faulty equipment could also start a fire. 	<ul style="list-style-type: none"> ✓ fatal shocks or burns. ✓ Electric shock/ burns ✓ injuries 	M	<ul style="list-style-type: none"> ✓ All tools to be checked and tagged before bringing onto site; ✓ Portable electrical appliances examined and where necessary, tested by a competent person within the recommended time limit; ✓ Defective appliances and leads are removed from use and kept secured until they can be repaired or removed from the site; ✓ Electric tools and installations to be in good condition; ✓ Inspect electric tools before use; ✓ Do not use electric tools in wet / damp conditions; ✓ Use personal protective equipment such as insulated gloves.
	<ul style="list-style-type: none"> ✓ Testing ✓ Inspection 	<ul style="list-style-type: none"> ✓ Electrocutation Injury /Damage to equipment ✓ Chocking ✓ Electrocutation Injury ✓ Working unauthorized 	<ul style="list-style-type: none"> ✓ Fatalities ✓ Property damages 	H	<ul style="list-style-type: none"> ✓ Authorized person with COC must do all the installation ✓ Emergency stop button must always be serviceable ✓ Ensure communication between employees ✓ Technical Skills ✓ Fire extinguisher must always be on site ✓ Implement lockout procedure



OCCUPATIONAL HEALTH & SAFETY (OHS) SPECIFICATION: BASELINE RISK ASSESSMENT

PROJECT NUMBER:	JW 14060RRR
PROJECT LOCATION:	Northern WWTW
PROJECT DESCR:	Northern Wastewater Treatment Works Dewatering Building Belt Press Replacement and Associated Ancillaries

ACTIVITY: ELECTRICAL WORKS

Task	Hazard	Risk	Consequence	Rating	Controls
		✓ Miscommunication between employees			<ul style="list-style-type: none"> ✓ Strict supervision ✓ Competent technician operation



OCCUPATIONAL HEALTH & SAFETY (OHS) SPECIFICATION: BASELINE RISK ASSESSMENT

PROJECT NUMBER:	JW 14060RRR
PROJECT LOCATION:	Northern WWTW
PROJECT DESCR:	Northern Wastewater Treatment Works Dewatering Building Belt Press Replacement and Associated Ancillaries

WORKING INSIDE CONFINED SPACES

Task	Hazard	Risk	Consequence	Rating	Controls
Entry inside MCC rooms	✓ Slippery steps	✓ Falling	✓ Injuries	M	✓ Inspect the steps prior to entering
	✓ Poor lighting	✓ Falling	✓ Injuries	M	✓ Ensure that there is sufficient lighting in the confined space
	✓ Overhead structures	✓ Bumping against overhead structures	✓ Injuries	M	✓ Train employees in confined space entry / techniques ✓ Ensure that there is sufficient lighting ✓ Provide employees with safety boots and hard hats
	✓ Limited working space	✓ Falls on equipment	✓ Injuries	M	✓ Train employees in confined space entry / techniques ✓ Ensure that there is sufficient lighting ✓ Provide employees with safety boots and hard hats
	✓ No fire detection and suppression system	✓ Fire	✓ Fatalities ✓ Damage to property	H	✓ Ensure that there is a method in place for detection and suppression of fire. ✓ Ensure that fire fighting equipment is serviced and relevant for the type of fires prevalent in the pump station and MCC room
	✓ Poor / No ventilation	✓ Continued exposure to oxygen-deficient air	✓ Suffocation	H	✓ Ensure that there is mechanical / natural ventilation
	✓ Noise	✓ Over-exposure	✓ Noise-induced hearing loss	M	✓ Provide employees with hearing protection ✓ Provide rest periods for employees



OCCUPATIONAL HEALTH & SAFETY (OHS) SPECIFICATION: BASELINE RISK ASSESSMENT

PROJECT NUMBER:	JW 14060RRR
PROJECT LOCATION:	Northern WWTW
PROJECT DESCR:	Northern Wastewater Treatment Works Dewatering Building Belt Press Replacement and Associated Ancillaries

ACTIVITY: MECHANICAL LIFTING

Task	Hazard	Risk	Consequence	Rating	Controls
Lifting using a crane (Installation of MCC)	✓ Overhead lines	✓ Contact with crane	✓ Electrocution ✓ Property damages	H	<ul style="list-style-type: none"> ✓ All lifting activities to be planned at least 2m away from overhead lines ✓ Obtain wayleaves from Eskom ✓ Appoint ORHVS ✓ Proper earthing
	✓ Wind/ Unfavourable weather	✓ Deflection ✓ Loss of control	✓ Injuries ✓ Property damages	H	<ul style="list-style-type: none"> ✓ Do not use during unfavourable weather conditions ✓ Lift Plan to be completed prior to any lift taking place by crane supervisor and engineer; ✓ Method statements and risk assessments to be submitted and adhered to for technical and/or non-routine lifts;
	✓ Incompetent operator ✓ Medically unfit operator	✓ Loss of control ✓ Hitting structures and people	✓ Injuries ✓ Property damages	H	<ul style="list-style-type: none"> ✓ Only trained and competent operators may operate the crane ✓ Tower crane operator subject to regular health checks;
	✓ Overloading	✓ Collapse of material	✓ Injuries ✓ Property damages	H	<ul style="list-style-type: none"> ✓ Display safe working load on the crane ✓ Operator to adhere to crane safe working load limits, weight of load and COG established before lifting; ✓ Crane load indicator to be functioning correctly, and not to be overridden under any circumstances;



OCCUPATIONAL HEALTH & SAFETY (OHS) SPECIFICATION: BASELINE RISK ASSESSMENT

PROJECT NUMBER:	JW 14060RRR
PROJECT LOCATION:	Northern WWTW
PROJECT DESCR:	Northern Wastewater Treatment Works Dewatering Building Belt Press Replacement and Associated Ancillaries

ACTIVITY: MECHANICAL LIFTING

Task	Hazard	Risk	Consequence	Rating	Controls
	✓ Faulty crane	✓ Malfunctioning	<ul style="list-style-type: none"> ✓ Injuries ✓ Property damages 	H	<ul style="list-style-type: none"> ✓ Cranes to be inspected by competent persons prior to being used ✓ All faulty cranes to be tagged and locked out ✓ Ensure all lifting tackle and equipment have valid test certificate before use (6 monthly 3rd party inspections);
	✓ Limited space / access to worksite	<ul style="list-style-type: none"> ✓ Falling of material ✓ Crane boom colliding with structures 	✓ Property damages	H	<ul style="list-style-type: none"> ✓ Proper planning and spacing of activities on site. ✓ Determine the best route for the crane to access the work site ✓ Maintain safe distances and use communication systems to coordinate with other cranes. ✓ Demarcate the site and not allow any movements where lifting operations are taking place ✓ Develop a comprehensive lifting plan ✓ Tower crane to be operated by a competent operator ✓ Proper communication with other teams on site



OCCUPATIONAL HEALTH & SAFETY (OHS) SPECIFICATION: BASELINE RISK ASSESSMENT

PROJECT NUMBER:	JW 14060RRR
PROJECT LOCATION:	Northern WWTW
PROJECT DESCR:	Northern Wastewater Treatment Works Dewatering Building Belt Press Replacement and Associated Ancillaries

ACTIVITY: GENERAL ACTIVITIES ON SITE

Task	Hazard	Risk	Consequence	Rating	Controls
✓ Working on site	✓ Unhappy community	<ul style="list-style-type: none"> ✓ Community coming to survey site ✓ Violence against employees 	<ul style="list-style-type: none"> ✓ Property damages ✓ Serious injuries 	H	<ul style="list-style-type: none"> ✓ Develop an emergency response procedure ✓ Meet with the community and all stakeholders prior to commencement of the project ✓ Have the contact details of the nearest police station / JMPD offices
	✓ Unfavourable weather conditions	<ul style="list-style-type: none"> ✓ Exposure to temperature extremes 	<ul style="list-style-type: none"> ✓ Heat exhaustion ✓ Frost bite 	M	<ul style="list-style-type: none"> ✓ Provide employees with water for cooling down. ✓ Provide employees with warm jackets and gloves during winter ✓ Provide 5-minute rest periods for every 30 minutes of exposure to temperature extremes. ✓ No work to be undertaken in rainy conditions
	✓ Housekeeping	<ul style="list-style-type: none"> ✓ Trips and falls 	<ul style="list-style-type: none"> ✓ Injuries 	M	<ul style="list-style-type: none"> ✓ Ensure that proper housekeeping is maintained on site at all times.
✓ Working near open spaces	✓ Snakes	<ul style="list-style-type: none"> ✓ Bites ✓ Poisoning 	<ul style="list-style-type: none"> ✓ Fatalities ✓ Serious injuries 	H	<ul style="list-style-type: none"> ✓ Inspect the area for snakes prior to entering ✓ Conduct snake awareness training ✓ Know the do's and don'ts of what to do when coming across snakes
	✓ Bees	<ul style="list-style-type: none"> ✓ Bites 	<ul style="list-style-type: none"> ✓ Allergic reaction 	M	<ul style="list-style-type: none"> ✓ Inspect the area for bees / wasps prior to entering ✓ Conduct bees awareness training ✓ Know the do's and don'ts of what to do when coming across bees
	✓ Sharp objects	<ul style="list-style-type: none"> ✓ Getting pricked by sharp objects 	<ul style="list-style-type: none"> ✓ Tetanus ✓ Injuries 	M	<ul style="list-style-type: none"> ✓ All employees to get Tetanus vaccination. ✓ Provide employees with proper safety boots



OCCUPATIONAL HEALTH & SAFETY (OHS) SPECIFICATION: BASELINE RISK ASSESSMENT

PROJECT NUMBER:	JW 14060RRR
PROJECT LOCATION:	Northern WWTW
PROJECT DESCR:	Northern Wastewater Treatment Works Dewatering Building Belt Press Replacement and Associated Ancillaries

ACTIVITY: GENERAL ACTIVITIES ON SITE

Task	Hazard	Risk	Consequence	Rating	Controls
	✓ Criminals	✓ Getting mugged	✓ Loss of personal possession	M	<ul style="list-style-type: none"> ✓ Personal belongings such as phones and car keys to be safely put in pockets while working. ✓ Employees to report any suspicious activities to the local police. ✓ Equipment to be safety stored while not in use
	✓ Criminals	✓ Employees being attacked	<ul style="list-style-type: none"> ✓ Injuries ✓ Fatalities 	H	<ul style="list-style-type: none"> ✓ Ensure that employees do not work in isolation. ✓ Employees to report any suspicious activities to the local police. ✓ Develop an emergency response procedure
✓ Working on site	✓ Open excavations (other works)	✓ Falling inside	✓ Injuries	M	<ul style="list-style-type: none"> ✓ Employees to be vigilant while working on site
	✓ Water bodies / channels	✓ Falling inside	<ul style="list-style-type: none"> ✓ Serious injuries ✓ Fatalities 	H	<ul style="list-style-type: none"> ✓ Employees to be vigilant while working on site ✓ Emergency procedures to be developed
	✓ Rotating equipment	<ul style="list-style-type: none"> ✓ Entrapment ✓ Getting caught by 	<ul style="list-style-type: none"> ✓ Serious injuries ✓ Fatalities 	H	<ul style="list-style-type: none"> ✓ Ensure that machinery is isolated or locked out while working on it.
	✓ Wastewater	<ul style="list-style-type: none"> ✓ Skin contact ✓ Ingestion ✓ Splashing into eyes 	<ul style="list-style-type: none"> ✓ Waterborne diseases 	H	<ul style="list-style-type: none"> ✓ Provide employees with proper PPE, and ensure that the mouth, nose and eyes are covered. ✓ Vaccinate employees and ensure that they are medically fit to work in confined spaces.



OCCUPATIONAL HEALTH & SAFETY (OHS) SPECIFICATION: BASELINE RISK ASSESSMENT

PROJECT NUMBER:	JW 14060RRR
PROJECT LOCATION:	Northern WWTW
PROJECT DESCR:	Northern Wastewater Treatment Works Dewatering Building Belt Press Replacement and Associated Ancillaries

ACTIVITY: GENERAL ACTIVITIES ON SITE

Task	Hazard	Risk	Consequence	Rating	Controls
Working near roads inside the Works	<ul style="list-style-type: none"> ✓ Moving vehicles and pedestrians ✓ Speeding ✓ No signage ✓ Improperly placed signage 	<ul style="list-style-type: none"> ✓ Road accidents ✓ People getting knocked down by cars 	<ul style="list-style-type: none"> ✓ Fatalities ✓ Serious injuries ✓ Property damages 	M	<ul style="list-style-type: none"> ✓ Adhere to traffic management procedures ✓ Ensure good communication between flagmen ✓ Obey speed limits ✓ Display correct road signage ✓ Employees should wear reflective PPE . ✓ Keep area clean & clear of obstacles.
Using hand tools and portable equipment	<ul style="list-style-type: none"> ✓ Improper placing ✓ Unstable footing 	<ul style="list-style-type: none"> ✓ Falling on employees 	<ul style="list-style-type: none"> ✓ Injuries 	L	<ul style="list-style-type: none"> ✓ Provide employees with proper safety shoes. ✓ Ensure that the equipment is properly placed and balanced
Use of hand tools	<ul style="list-style-type: none"> ✓ Repetitive movements 	<ul style="list-style-type: none"> ✓ Improper bending 	<ul style="list-style-type: none"> ✓ Back pains 	L	<ul style="list-style-type: none"> ✓ Training in correct posture during shovelling
	<ul style="list-style-type: none"> ✓ Distance between employees 	<ul style="list-style-type: none"> ✓ Hitting each other with tools 	<ul style="list-style-type: none"> ✓ Injuries 	M	<ul style="list-style-type: none"> ✓ Ensure safe distance between employees
	<ul style="list-style-type: none"> ✓ Damaged hand tools 	<ul style="list-style-type: none"> ✓ Contact with skin 	<ul style="list-style-type: none"> ✓ Injuries 	L	<ul style="list-style-type: none"> ✓ Inspect tools prior to use ✓ Provide employees with gloves
	<ul style="list-style-type: none"> ✓ Loss of grip of tools 	<ul style="list-style-type: none"> ✓ Hitting other employees 	<ul style="list-style-type: none"> ✓ Injuries 	M	<ul style="list-style-type: none"> ✓ Train employees on the use of tools ✓ Provide gloves
General activities on site	<ul style="list-style-type: none"> ✓ New employees / untrained employees 	<ul style="list-style-type: none"> ✓ Workers not informed of hazards and risks associated with tasks 	<ul style="list-style-type: none"> ✓ Injuries 	H	<ul style="list-style-type: none"> ✓ Site specific Induction training to be conducted on all personnel prior to commencing work.



OCCUPATIONAL HEALTH & SAFETY (OHS) SPECIFICATION: BASELINE RISK ASSESSMENT

PROJECT NUMBER:	JW 14060RRR
PROJECT LOCATION:	Northern WWTW
PROJECT DESCR:	Northern Wastewater Treatment Works Dewatering Building Belt Press Replacement and Associated Ancillaries

ACTIVITY: GENERAL ACTIVITIES ON SITE

Task	Hazard	Risk	Consequence	Rating	Controls
	✓	✓ Workers exposed to unknown / unidentified hazards	✓		<ul style="list-style-type: none"> ✓ Appointed Risk Assessor to be in possession of a HIRA certificate (Hazard Identification and Risk Assessment). ✓ Task specific risk assessments to be carried out. ✓ Employees to be trained in the content of the risk assessments. ✓ Attendance registers to be in place
	✓ Community members and passersby	✓ Unauthorised entry	✓ Injuries	M	<ul style="list-style-type: none"> ✓ Camp area to be fenced off to prevent unauthorised entry. ✓ Unauthorised entry and general warning signs to be displayed. ✓ Security guard to patrol the site.



OCCUPATIONAL HEALTH & SAFETY (OHS) SPECIFICATION: BASELINE RISK ASSESSMENT

PROJECT NUMBER:	JW 14060RRR
PROJECT LOCATION:	Northern WWTW
PROJECT DESCR:	Northern Wastewater Treatment Works Dewatering Building Belt Press Replacement and Associated Ancillaries

RISK ASSESSMENT MATRIX

Likelihood	Consequences				
	Insignificant (minor problem easily handled by normal day to day processes)	Minor (Some disruption possible e.g., damage equal to R150k)	Moderate (significant time / resources required. E.g., damage equal to R500k)	Major (Operations severely damaged. E.g., damages equal to R1m)	Catastrophic (business survival is at risk. Damage equal to R5m – 10m)
Almost certain (90% chance)	High	High	Extreme	Extreme	Extreme
Likely (between 50-90%)	Moderate	High	High	Extreme	Extreme
Moderate (between 10-50%)	Low	Moderate	High	Extreme	Extreme
Unlikely (between 3-10%)	Low	Low	Moderate	High	Extreme
Rare (<3%)	Low	Low	Moderate	High	High



OCCUPATIONAL HEALTH & SAFETY (OHS) SPECIFICATION

PROJECT NUMBER:	JW 14060RRR
PROJECT LOCATION:	Northern Wastewater Treatment Works
PROJECT DESCR:	Northern Wastewater Treatment Works Dewatering Building Belt Press Replacement and Associated Ancillaries

**ANNEXURE 3:
SIGN OFF FORM**

OHS CONTRACTORS' MANAGEMENT SYSTEM**TENDER DOCUMENT SHE SPECS SIGN-OFF FORM**REQUESTED BY **Thapelo Teane**

DATE

26/02/2026**JW 14060RRR****JW 14060RRR: Northern Wastewater Treatment Works Dewatering Belt Press Replacement and Associated Ancillaries****LIST OF SHE SYSTEM ATTACHED TO THE TENDER DOCUMENT**

SHE SYSTEM ATTACHED	Y/N	VERSION	NO PAGES	REMARKS
Volume 2 OHS Specification & Acknowledgement Form	Y	V2 – 09/16	58	For info
Baseline Risk Assessment	Y	V01 – 05/15	41	For info
Medical Screening Policy	Y	V01 – 05/15	8	For info
Returnable Annexure A	Y	V02 - 02/20	1	Return with tender document



OCCUPATIONAL HEALTH & SAFETY (OHS) SPECIFICATION

PROJECT NUMBER:	JW 14060RRR
PROJECT LOCATION:	Northern Wastewater Treatment Works
PROJECT DESCR:	Northern Wastewater Treatment Works Dewatering Building Belt Press Replacement and Associated Ancillaries

**ANNEXURE 4:
ENVIRONMENTAL MANAGEMENT
PLAN**



ENVIRONMENTAL MANAGEMENT PLAN

JOHANNESBURG WATER SOC LTD

ENVIRONMENTAL MANAGEMENT PLAN

REVISION:05

Prepared By:
OHSE & DM
Environmental Management Section

Johannesburg Water SOC (Ltd)

PO Box 61542

Marshalltown

2001

ENVIRONMENTAL MANAGEMENT PLAN – JOHANNESBURG WATER SOC LTD	Page Number
VOLUME 2.5 – JANUARY 2022 REVISION 05	Page 1 of 105

DISCLAIMER

1. Should there be any other Environmental related activities issued as non-compliance during construction, the contractor is liable to comply with those requirements
2. Should the contractor deviate from the conditions and requirements of the EMP and/or Environmental Authorisation (if applicable), the contractor is liable for non-compliances, rectification and associated fines thereof
3. This EMP does not exempt the Contractor from complying with other relevant legislations related to the construction activities.



ENVIRONMENTAL MANAGEMENT PLAN

TABLE OF CONTENTS

LIST OF ACRONYMS.....4

DEFINITIONS5

1. BACKGROUND 10

2. APPLICABLE LEGISLATIONS..... 11

3. OBJECTIVES OF THE ENVIRONMENTAL MANAGEMENT PROGRAMME 16

4. ROLES AND RESPONSIBILITY 19

 4.1 Johannesburg Water and its Agents shall:..... 19

 4.2 Appointments and competencies..... 19

 4.3 The Contractor shall: 24

 4.4 Environmental Liaison Officer (ELO)/ SHE Officer shall: 25

 4.5 Resident Engineer (RE)/ Site Agent shall: 26

 4.6 Project Engineer /Inspectors (PE/PI) shall: 27

 4.7 Environmental Officers shall:..... 27

 4.8 Environmental Control Officer (ECO)..... 28

 4.9 Environmental Representative (Environmental Rep) shall: 29

5. CONTENTS FOR CONTRACTOR’S ENVIRONMENTAL FILE 30

6. ENVIRONMENTAL SPECIFICATIONS..... 31

 6.1 Method Statement..... 81

 6.2 Monitoring..... 82

 6.2.1 Monitoring Program 82

 6.2.2 Method of Monitoring..... 82

 6.2.3 Monitoring Reports 83

 6.3 Internal Audits and Reporting..... 85

 6.3.1 Monthly compliance rating..... 86

 6.3.2 Work Stoppage..... 86

ENVIRONMENTAL MANAGEMENT PLAN – JOHANNESBURG WATER SOC LTD	Page Number
VOLUME 2.5 – JANUARY 2022 REVISION 05	Page 2 of 105

DISCLAIMER

- Should there be any other Environmental related activities issued as non-compliance during construction, the contractor is liable to comply with those requirements
- Should the contractor deviate from the conditions and requirements of the EMP and/or Environmental Authorisation (if applicable), the contractor is liable for non-compliances, rectification and associated fines thereof
- This EMP does not exempt the Contractor from complying with other relevant legislations related to the construction activities.



ENVIRONMENTAL MANAGEMENT PLAN

6.4 Environmental Awareness Plan 87

 6.4.1 Environmental Awareness and Training..... 88

 6.4.2 Formal Environmental Training..... 88

 6.4.3 Induction Training 89

 6.4.4 Toolbox Talks 89

6.5 Erosion Management Plan 89

7. RECORD KEEPING, COMPLIANCE AND PENALTIES 93

8. DECOMMISSIONING 94

LIST OF TABLES

Table 1: Environmental Appointment Index.....21

Table 2: Environmental Management and Mitigation Measures that must be implemented during the Design Phase and Construction Phase.....30

Table 3: Environmental Management and Mitigation Measures that must be implemented during the Operational Phase.....69

Table 4: Monitoring Programme.....82

Table 5: Compliance Rating Protocol.....85

LIST OF APPENDICES

- Annexure A:** Acknowledgement of Environmental Management Plan (EMP)
- Annexure B:** Contractors Environmental File Evaluation Form
- Annexure C:** Environmental Work Instruction
- Annexure D:** Johannesburg Water General Surface Rehabilitation Specification

LIST OF ACRONYMS Acronym Description

BA	Basic Assessment
BAR	Basic Assessment Report
CA	Competent Authority

ENVIRONMENTAL MANAGEMENT PLAN – JOHANNESBURG WATER SOC LTD	Page Number
VOLUME 2.5 – JANUARY 2022 REVISION 05	Page 3 of 105

DISCLAIMER

1. Should there be any other Environmental related activities issued as non-compliance during construction, the contractor is liable to comply with those requirements
2. Should the contractor deviate from the conditions and requirements of the EMP and/or Environmental Authorisation (if applicable), the contractor is liable for non-compliances, rectification and associated fines thereof
3. This EMP does not exempt the Contractor from complying with other relevant legislations related to the construction activities.



a world class African city



ENVIRONMENTAL MANAGEMENT PLAN

DEA	Department of Environmental Affairs
DWS	Department of Water and Sanitation
EA	Environmental Authorisation
EAP	Environmental Assessment Practitioner
EO	Environmental Officer
EIA	Environmental Impact Assessment
EMPr	Environmental Management Programme Report
GDARD	Gauteng Department of Agriculture and Rural Development
GN	Government Notice
I&AP	Interested and Affected Party
JW	Johannesburg Water
km	Kilometre
m	meter
MSDS	Material Safety Data Sheets
NEMA	National Environmental Management Act, 1998 (Act No. 107 of 1998)
NWA	National Water Act, 1998 (Act No. 36 of 1998)
PHRAG	Provincial Heritage Resources Authority for Gauteng
RE	Resident Engineer
WUL	Water Use License
WULA	Water Use License Application
WWTW	Wastewater Treatment Works

ENVIRONMENTAL MANAGEMENT PLAN – JOHANNESBURG WATER SOC LTD	Page Number
VOLUME 2.5 – JANUARY 2022 REVISION 05	Page 4 of 105

DISCLAIMER

1. Should there be any other Environmental related activities issued as non-compliance during construction, the contractor is liable to comply with those requirements
2. Should the contractor deviate from the conditions and requirements of the EMP and/or Environmental Authorisation (if applicable), the contractor is liable for non-compliances, rectification and associated fines thereof
3. This EMP does not exempt the Contractor from complying with other relevant legislations related to the construction activities.



ENVIRONMENTAL MANAGEMENT PLAN

DEFINITIONS

Environment

The surroundings in which humans exist and which comprise of:

- Land, water and atmosphere of the earth.
- Micro-organisms, plant and animal life.
- Any part or combination of a) and b) and the interrelationships among and between them.
- The physical, chemical, aesthetic and cultural properties and conditions of the foregoing that can influence human health and well-being.

Environmental Aspect

Those components of the company's activities, products and services that is likely to interact with the environment.

Environmental Authorisation

The written statement from the relevant environmental authority in terms of the National Environmental Management Act (Act 107 of 1998), with or without conditions, that records its approval of a planned activity and the implementation thereof and the mitigating measures required to prevent or reduce the effects of environmental impacts during the life of a contract.

Environmental Impact Assessment (EIA)

The decision making process of examining the environmental impacts of a development in terms of the NEMA (107 of 1998) and the EIA Regulations (Government Notice No. R982, R983, R984, R985 and R986) as amended.

Environmental Management Programme (EMPR)

An environmental management tool used to ensure that undue or reasonably avoidable adverse impacts of the construction, operation and decommissioning of a project are prevented; and that the positive benefits of the projects are enhanced.

Environmental Management System (EMS)

ENVIRONMENTAL MANAGEMENT PLAN – JOHANNESBURG WATER SOC LTD	Page Number
VOLUME 2.5 – JANUARY 2022 REVISION 05	Page 5 of 105

DISCLAIMER

1. Should there be any other Environmental related activities issued as non-compliance during construction, the contractor is liable to comply with those requirements
2. Should the contractor deviate from the conditions and requirements of the EMP and/or Environmental Authorisation (if applicable), the contractor is liable for non-compliances, rectification and associated fines thereof
3. This EMP does not exempt the Contractor from complying with other relevant legislations related to the construction activities.



ENVIRONMENTAL MANAGEMENT PLAN

A set of process and practices that enable an organization to reduce its environmental impacts and increase its operational efficiency. The EMS provides a framework that helps a company achieve its environmental goals through consistent control of its operations.

Auditing

A systematic and objective assessment of an organization’s activities and services conducted and documented on a periodic basis internally and externally.

Environmental Objective

An overall environmental goal, arising from the environmental policy, that an organization sets itself to achieve, and which is quantified where practicable.

Environmental Target

A detailed performance requirement quantified where practicable, applicable to the organization or parts thereof, that arises from the environmental objectives and that needs to be set and met in order to achieve those objectives.

Floodplain

A flat expanse of land bordering a river channel, formed through sediment deposition and other alluvial processes, and often characterized by frequent flooding as a result of bank overspill from the river channel.

Groundwater

Sub-surface water in the zone in which permeable rocks, and often the overlying soil, are saturated.

Hazardous waste

Waste that are proven to be toxic, corrosive, explosive, flammable, carcinogenic, radioactive, poisonous or classified as such in legal terms.

ENVIRONMENTAL MANAGEMENT PLAN – JOHANNESBURG WATER SOC LTD	Page Number
VOLUME 2.5 – JANUARY 2022 REVISION 05	Page 6 of 105

DISCLAIMER

1. Should there be any other Environmental related activities issued as non-compliance during construction, the contractor is liable to comply with those requirements
2. Should the contractor deviate from the conditions and requirements of the EMP and/or Environmental Authorisation (if applicable), the contractor is liable for non-compliances, rectification and associated fines thereof
3. This EMP does not exempt the Contractor from complying with other relevant legislations related to the construction activities.



ENVIRONMENTAL MANAGEMENT PLAN

Heritage Resource

Any place or object of cultural significance including buildings, structures, landscapes, graves and geological, archaeological artefacts and paleontological sites.

Landscape

Land modified for human use and occupation, embracing both the natural (wilderness) environment and the urban.

Management actions

Practical actions aimed at achieving management objectives and targets.

Management objectives

Desired outcome of management measures for mitigating negative impacts and enhancing the positive impacts related to project activities and aspects (i.e. risk sources).

Monitoring

A systematic and objective observation of an organization's activities and services conducted and reported on regularly.

Natural Vegetation

All existing vegetation species, indigenous or otherwise, of trees, shrubs, groundcover, grasses and all other plants found growing on the site.

Pollution

Any change in the environment caused by substances, radioactive or other waves, or noise, odours, dust or heat, emitted from any activity, including the storage or treatment of waste or substances, construction and the provision of services, whether engaged in by any person or an organ of state, where that change has an adverse effect on human health or well-being or on the composition, resilience and productivity of natural or managed ecosystems, or on materials useful to people, or will have such

ENVIRONMENTAL MANAGEMENT PLAN – JOHANNESBURG WATER SOC LTD	Page Number
VOLUME 2.5 – JANUARY 2022 REVISION 05	Page 7 of 105

DISCLAIMER

1. Should there be any other Environmental related activities issued as non-compliance during construction, the contractor is liable to comply with those requirements
2. Should the contractor deviate from the conditions and requirements of the EMP and/or Environmental Authorisation (if applicable), the contractor is liable for non-compliances, rectification and associated fines thereof
3. This EMP does not exempt the Contractor from complying with other relevant legislations related to the construction activities.



ENVIRONMENTAL MANAGEMENT PLAN

an effect in the future. Furthermore, pollution can also be regarded as an undesirable state of the natural environment being contaminated with harmful substances as a consequence of human activities.

Protected Plants

Plant species officially listed on the Protected Plants List (each province has one), and which may not be removed or transported without a permit to do so from the relevant provincial authority.

Reinstatement

Reinstatement is defined as the return of a disturbed area to a state, which approximates the state (where possible), which it was before disruption.

Riparian Habitat

The physical structure and associated vegetation of the areas associated with a watercourse which are commonly characterised by alluvial soils, and which are inundated or flooded to an extent and with a frequency sufficient to support vegetation of species with a composition and physical structure distinct from those of adjacent land areas.

Runoff

The total water yield from a catchment including surface and subsurface flow.

Sensitive environmental features

Environmental features protected by legislation (e.g. heritage resources), or identified during the EIA as sensitive through specialists' findings and input received from Interested and Affected Parties.

Subsoil

The soil horizons between the topsoil horizon and the underlying parent rock.

ENVIRONMENTAL MANAGEMENT PLAN – JOHANNESBURG WATER SOC LTD	Page Number
VOLUME 2.5 – JANUARY 2022 REVISION 05	Page 8 of 105

DISCLAIMER

1. Should there be any other Environmental related activities issued as non-compliance during construction, the contractor is liable to comply with those requirements
2. Should the contractor deviate from the conditions and requirements of the EMP and/or Environmental Authorisation (if applicable), the contractor is liable for non-compliances, rectification and associated fines thereof
3. This EMP does not exempt the Contractor from complying with other relevant legislations related to the construction activities.



ENVIRONMENTAL MANAGEMENT PLAN

Topsoil

Topsoil can be regarded as the fertile upper part or surface of the soil.

Transplanting

The removal of plant material and replanting the same plants in another designated position.

Veld

Unimproved areas of natural vegetation

Wastewater

Water contaminated by the project activities.

Watercourse

A geomorphological feature characterized by the presence of a stream flow channel, a floodplain and a transitional upland fringe seasonally or permanently conveying surface water.

Waterlogged

Soil or land saturated with water long enough for anaerobic conditions to develop.

Weeds and Alien Invasive Plants

Weeds and Alien Invasive plants are defined as undesirable plant growth that shall include, but not be limited to all declared category 1, 2 and 3 listed Alien Invasive species as set out in the Conservation of Agricultural Resources Act (No 43 of 1983) regulations. Other vegetation deemed to be invasive should be those plant species that show the potential to occupy in number, any area within the defined construction area.

Wetland

Land where a surplus of water (i.e. waterlogging) is the key factor determining the nature of the soil development as well as the types of plants and animals living at the soil surface.

ENVIRONMENTAL MANAGEMENT PLAN – JOHANNESBURG WATER SOC LTD	Page Number
VOLUME 2.5 – JANUARY 2022 REVISION 05	Page 9 of 105

DISCLAIMER

1. Should there be any other Environmental related activities issued as non-compliance during construction, the contractor is liable to comply with those requirements
2. Should the contractor deviate from the conditions and requirements of the EMP and/or Environmental Authorisation (if applicable), the contractor is liable for non-compliances, rectification and associated fines thereof
3. This EMP does not exempt the Contractor from complying with other relevant legislations related to the construction activities.



ENVIRONMENTAL MANAGEMENT PLAN

1. BACKGROUND

The purpose of this document is to provide management measures that will ensure that potential negative impacts associated with the activity are minimized whilst positive impacts are optimised, provided that the EMP is implemented by a suitably qualified Environmental Officer (EO). The development proponent, the main contractor and the sub- contractor are responsible for the implementation of the EMP throughout the stages. Therefore, it is imperative that the EMP is circulated to site managers, contractors and Depots who will perform any work on site which has the potential to cause environmental damage. Any parties responsible for transgression of the underlying management measures outlined in this document will be held liable for non- compliances.

The following is a generic EMP to mitigate against “generally occurring impacts” associated with the construction phase of Johannesburg Water’s activities. "Generally occurring impacts" refers to potential impacts typical of Johannesburg Water’s activities and are not restricted to a single or specific site. The findings of this EMP will be implemented at all sites.

This section is an essential component of the contract specification and shall be included during **planning, design, construction, and operational phases.**

PURPOSE

The purpose of this EMP is to ensure that Johannesburg Water conducts all its activities related to the construction and maintenance in accordance with the provisions of NEMA, and other applicable legislations. This EMP has considered the provisions of the Constitution and the principles of Integrated Environmental Management.

ENVIRONMENTAL MANAGEMENT PLAN – JOHANNESBURG WATER SOC LTD	Page Number
VOLUME 2.5 – JANUARY 2022 REVISION 05	Page 10 of 105

DISCLAIMER

1. Should there be any other Environmental related activities issued as non-compliance during construction, the contractor is liable to comply with those requirements
2. Should the contractor deviate from the conditions and requirements of the EMP and/or Environmental Authorisation (if applicable), the contractor is liable for non-compliances, rectification and associated fines thereof
3. This EMP does not exempt the Contractor from complying with other relevant legislations related to the construction activities.

2. APPLICABLE LEGISLATIONS

Several laws and regulations apply to the protection of the environment. These laws contain environmental principles and standards that need to be applied when applicable permits and licences that need to be obtained. This EMP will be subject to regulatory control under a range of State, Provincial and Local regulations. Such legislation largely embraces pollution prevention, sustainable resource use, conservation, and socio cultural (heritage) protection. This chapter reviews legislation pertaining to this generic EMP.

According to Section 2 (1, 2 & 3) of the National Environmental Management Act No. 107 of 1998 (NEMA), all organs of state must apply certain principles set out in NEMA when taking decisions that may significantly affect the environment. The key principles of this Act include that all “actions” that they approve must be economically, socially, and environmentally sustainable. It further states that “people and their needs” must be at the forefront of “its concern” and their interests must be served equitably. These legislative requirements include, but are not limited to, the provisions of the legislation represented as described below:

The Constitution of the Republic of South Africa Act No. 108 of 1996)

Section 24 of the Constitution of South Africa (Act 108 of 1996) states that “Everyone has the right (a) to an environment that is not harmful to their health or well-being; and

(b) To have the environment protected, for the benefit of present and future generations through reasonable legislative and other”

Measures that:

- Prevent pollution and ecological degradation;
- Promote conservation; and
- Secure ecologically sustainable development and use of natural resources while promoting justifiable economic and social development”.
- Section 152 of the Constitution states that the objectives of local government are to:
- Ensure that services are provided to communities in a sustainable manner.

ENVIRONMENTAL MANAGEMENT PLAN – JOHANNESBURG WATER SOC LTD	Page Number
VOLUME 2.5 – JANUARY 2022 REVISION 05	Page 11 of 105

DISCLAIMER

1. Should there be any other Environmental related activities issued as non-compliance during construction, the contractor is liable to comply with those requirements
2. Should the contractor deviate from the conditions and requirements of the EMP and/or Environmental Authorisation (if applicable), the contractor is liable for non-compliances, rectification and associated fines thereof
3. This EMP does not exempt the Contractor from complying with other relevant legislations related to the construction activities.



ENVIRONMENTAL MANAGEMENT PLAN

- Promote social and economic development; and
- Promote a safe and healthy environment.

National Environmental Management Act No. 107 of 1998 (as amended)

The National Environmental Management Act 107 of 1998 (NEMA) requires that an environmental authorization is obtained before activities, which have been listed in terms of NEMA, are commenced with. The failure to obtain such an environmental authorization, before commencing with listed activities, could result in administrative sanctions, including compliance notices or directives ordering the cessation of the operations until authorized; and fines of up to ZAR10 million for each such contravention.

The Environmental Impact Assessment Regulations (EIA Regulations) set out the process to be followed in applying for an environmental authorization, while the listing notices; list the activities that require authorization (the Listing Notices). NEMA 107 of 1998 amended in 07 of April 2017. The following are the listed activities:

- EIA Regulations GNR 326
- Listing Notice 1; Government Notice Number (GNR) 327 (Basic Assessment).
- Listing Notice 2; Government Notice Number (GNR) 325 (Full EIA/ Scoping & Environmental Impact Report).
- Listing Notice 3; GNR 324 (It applies on both Basic Assessment and full EIA).

National Environmental Management: Biodiversity Act No. 10 of 2004

Provides management and conservation of South Africa’s biodiversity within the framework of NEMA 107 of 1998; the protection of species and ecosystems that warrant national protection and the sustainable use of indigenous biological resources.

The National Environmental Management Waste Act 59 of 2008

The National Environmental Management Waste Act (NEMWA) reforms the law regulating waste management in order to protect health and the environment providing reasonable measures for the

ENVIRONMENTAL MANAGEMENT PLAN – JOHANNESBURG WATER SOC LTD	Page Number
VOLUME 2.5 – JANUARY 2022 REVISION 05	Page 12 of 105

DISCLAIMER

1. Should there be any other Environmental related activities issued as non-compliance during construction, the contractor is liable to comply with those requirements
2. Should the contractor deviate from the conditions and requirements of the EMP and/or Environmental Authorisation (if applicable), the contractor is liable for non-compliances, rectification and associated fines thereof
3. This EMP does not exempt the Contractor from complying with other relevant legislations related to the construction activities.



ENVIRONMENTAL MANAGEMENT PLAN

prevention of pollution and ecological degradation and for securing ecologically sustainable development; to provide for institutional arrangements and planning matters; to provide for national norms and standards for regulating the management of waste by all spheres of government; to provide for specific waste management measures; to provide for licensing and control of waste management activities; to provide for the remediation of contaminated land; to provide for the national waste information system; to provide for compliance and enforcement; and to provide for matters connected therewith.

The Occupational Health and Safety Act No. 85 of 1993

The Occupational Health and Safety Act make provision in regulation

- Section 8 for the general duties of employers to their employees.
- Section 9 of the Regulations makes provision for general duties of employers and self-employed persons to persons other than their employees.

National Heritage Resources Act (NHRA) No. 25 of 1999

The protection and management of South Africa’s heritage resources are controlled by the National Heritage Resources Act. The South African National Heritage Resources Agency (SAHRA) is the responsible authority for implementing the National Heritage Resources Act (NHRA) 1999, (Act 25 of 1999).

Section 38(1) of the NHRA lists development activities that would require authorisation by the responsible heritage resources authority. Activities considered applicable to the proposed project include the following:

- (a) the construction of a road, wall, powerline, pipeline, canal or other similar form of linear development or barrier exceeding 300m in length.
- (b) the construction of a bridge or similar structure exceeding 50 m in length; and
- (c) any development or other activity which will change the character of an area of land, or water -
 - i exceeding 5 000 m² in extent,

ENVIRONMENTAL MANAGEMENT PLAN – JOHANNESBURG WATER SOC LTD	Page Number
VOLUME 2.5 – JANUARY 2022 REVISION 05	Page 13 of 105

DISCLAIMER

1. Should there be any other Environmental related activities issued as non-compliance during construction, the contractor is liable to comply with those requirements
2. Should the contractor deviate from the conditions and requirements of the EMP and/or Environmental Authorisation (if applicable), the contractor is liable for non-compliances, rectification and associated fines thereof
3. This EMP does not exempt the Contractor from complying with other relevant legislations related to the construction activities.

- ii involving three or more existing erven or subdivisions thereof; or
 - iii involving three or more erven or divisions thereof which have been consolidated within the past five years; or
 - iv the costs of which will exceed a sum set in terms of regulations by SAHRA or a Provincial Heritage Resources Authority.
 - v Resources Authority.
- (d) the re-zoning of a site exceeding 10 000 m² in extent; or
- (e) any other category of development provided for in regulations by SAHRA or a Provincial Heritage Resources Authority, must at the very earliest stages of initiating such a development, notify the responsible heritage resources authority and furnish it with details regarding the location, nature, and extent of the proposed development.

Water Services Act No. 108 of 1997

This Act provides for the rights of people to basic water supply amongst others basic sanitation. It acknowledges that there is a duty on all spheres of government to ensure that sanitation services are provided in a manner which is efficient, equitable and sustainable and that it should be sufficient for subsistence and sustainable economic activity. The provision of sanitation services must be undertaken in a manner consistent with the broader goals of water resource management. This goal is in line with the Act as it aims to provide sufficient sanitation services to the region in a sustainable manner.

Conservation of Agricultural Resources (CARA) Act, Act No. 43 of 1983

The CARA aims to ensure the protection of agricultural resources such as land with agricultural potential and water and makes provision for the eradication of alien and invasive species, and protection of topsoil.

NEMA Air Quality Act (AQA), Act No. 39 of 2004

The aim of this law is to regulate air quality and protect the environment in South Africa through reasonable measures to prevent pollution and ecological degradation, while securing sustainable development. The Act also provides national norms and standards for air quality management, monitoring and control. Under this legislation, Priority Air shed Areas can be proclaimed, where specific

ENVIRONMENTAL MANAGEMENT PLAN – JOHANNESBURG WATER SOC LTD	Page Number
VOLUME 2.5 – JANUARY 2022 REVISION 05	Page 14 of 105

DISCLAIMER

1. Should there be any other Environmental related activities issued as non-compliance during construction, the contractor is liable to comply with those requirements
2. Should the contractor deviate from the conditions and requirements of the EMP and/or Environmental Authorisation (if applicable), the contractor is liable for non-compliances, rectification and associated fines thereof
3. This EMP does not exempt the Contractor from complying with other relevant legislations related to the construction activities.

Air Quality Management Plans are applicable. Regulations are also published under this Act for the format of air quality assessments and what should be included in the assessment. Any Air Quality Management Plan which has been compiled for the area and any proposed WWTW should be in line with this Management Plan. This Act may list activities which may result in atmospheric emissions, and which may have a significant detrimental effect on the environment.

Government Gazette 32434 of 24 July 2009 listed activities, which require an atmospheric emission license before it commences. Air quality limits and thresholds are fundamental to effective air quality management, providing the indicators to safe exposure levels for the majority of the population. The current South African standards have been revised and National Ambient Air Quality Standards were promulgated on the 24th of December 2009 (Government Gazette No. 32816, Notice No. 1210). The newly proposed standards include particulate matter specifically PM10 (particulates with a diameter of less than 10 micrometre), sulphur dioxide (SO₂), nitrogen dioxide (NO₂), ozone (O₃), lead, carbon monoxide (CO) and benzene. These revised standards have been adopted as the VTAPA air quality objectives. Any emissions from the proposed WWTW should be within these standards.

National Water Act (NWA), 36 of 1998

Water use is controlled by the National Water Act (NWA) Act No. 36 of 1998. The NWA recognises that water is a scarce resource in South Africa and its provisions are aimed at achieving sustainable use of water to the benefit of all users. The provisions of the Act are thus aimed at discouraging pollution and waste of water resources. According to Section 21 of the NWA the following activities require a water use licence (WUL) prior construction:

- “21.(a) taking water from a water resource;
- 21.(b) storing water;
- 21.(c) impeding or diverting the flow of water in a watercourse;
- 21.(d) engaging in a stream flow reduction activity contemplated in section 36;
- 21.(e) engaging in a controlled activity identified as such in section 37(1) or declared under section 38(1);
- 21.(f) discharging waste or water containing waste into a water resource through a pipe, canal,

ENVIRONMENTAL MANAGEMENT PLAN – JOHANNESBURG WATER SOC LTD	Page Number
VOLUME 2.5 – JANUARY 2022 REVISION 05	Page 15 of 105

DISCLAIMER

1. Should there be any other Environmental related activities issued as non-compliance during construction, the contractor is liable to comply with those requirements
2. Should the contractor deviate from the conditions and requirements of the EMP and/or Environmental Authorisation (if applicable), the contractor is liable for non-compliances, rectification and associated fines thereof
3. This EMP does not exempt the Contractor from complying with other relevant legislations related to the construction activities.

sewer, sea outfall or other conduit;

21.(g) disposing of waste in a manner which may detrimentally impact on a water resource;

21.(h) disposing in any manner of water which contains waste from, or which has been heated in, any industrial or power generation process;

21.(i) altering the bed, banks, course or characteristics of a watercourse;

21.(j) removing, discharging or disposing of water found underground if it is necessary for the efficient continuation of an activity or for the safety of people; and

21.(k) using water for recreational purposes.”

3. OBJECTIVES OF THE ENVIRONMENTAL MANAGEMENT PROGRAMME

The purpose of this EMP is to provide an easily interpreted reference document that ensures that the project environmental commitments, safeguards and mitigation measures from the environmental planning documents, project approvals, and scope of work are implemented.

The objectives for the EMP are:

- To develop, implement and maintain effective management systems for the environmental aspects.
- To document details of environmental protection infrastructure and controls so that they are able to provide long term protection for the natural environment.
- To ensure compliance with relevant legislation (National, Provincial and Local), regulatory requirements and environmental documents.
- To maximise the value and outcomes of environmental monitoring activities so that the information can be applied to the planning and implementation of future projects.
- To ensure that all Environmental Management considerations are implemented during the planning, operational and maintenance phases of the project.

All the environmental specifications and the procedures discussed in this document were also developed in accordance with the relevant legislation applicable to the development.

ENVIRONMENTAL MANAGEMENT PLAN – JOHANNESBURG WATER SOC LTD	Page Number
VOLUME 2.5 – JANUARY 2022 REVISION 05	Page 16 of 105

DISCLAIMER

1. Should there be any other Environmental related activities issued as non-compliance during construction, the contractor is liable to comply with those requirements
2. Should the contractor deviate from the conditions and requirements of the EMP and/or Environmental Authorisation (if applicable), the contractor is liable for non-compliances, rectification and associated fines thereof
3. This EMP does not exempt the Contractor from complying with other relevant legislations related to the construction activities.



ENVIRONMENTAL MANAGEMENT PLAN

3.1 Phases of the Project

The EMP deals with the following phases as detailed below:

3.1.1 The Planning and Design Phase

Overall Goal for Planning and Design: Undertake the planning and design phase of the development in a way that:

- Ensures that the design of the proposed development responds to the identified environmental constraints and opportunities.
- Ensures that the best environmental options are selected for all components of the project.
- **Ensures that there is sufficient financial provision for environmental assessment, monitoring, rehabilitation, and maintenance. The JW rehabilitation calculation template must be used (See Annexure D).**
- The qualified landscaping specialist must be appointed to undertake rehabilitation on site. The landscaping specialist must pose the following qualifications and work experience:
 - Landscaping Specialist should at least have BA/BSc Honours Degree or 4-year Degree in Natural Sciences/Ecological
 - The Landscaping Specialist must at least be registered with South African Council for Natural Scientific Professions (SACNASP) as a Professional Natural Scientist (Copy of SACNASP Certificate must be submitted).
 - At least three letters from their client/s must be submitted, detailing the landscaping work he/she has undertaken (letters should have the name of the client, description of the project and/or scope of work done, contact details and must be signed). Letters should be in their client’s company letterhead, and it must indicate if the work has been completed satisfactorily or not. - Copy of CV must be submitted, specialist should at least have a minimum of five (5) years working experience as landscaping Specialist (See Table 1).

The EMP offers an ideal opportunity to incorporate pro-active environmental management measures with the goal of attaining sustainable development.

ENVIRONMENTAL MANAGEMENT PLAN – JOHANNESBURG WATER SOC LTD	Page Number
VOLUME 2.5 – JANUARY 2022 REVISION 05	Page 17 of 105

DISCLAIMER

1. Should there be any other Environmental related activities issued as non-compliance during construction, the contractor is liable to comply with those requirements
2. Should the contractor deviate from the conditions and requirements of the EMP and/or Environmental Authorisation (if applicable), the contractor is liable for non-compliances, rectification and associated fines thereof
3. This EMP does not exempt the Contractor from complying with other relevant legislations related to the construction activities.



ENVIRONMENTAL MANAGEMENT PLAN

Pro-active environmental measures minimize the chance of impacts taking place during the construction and operational phase. There is still the chance of accidental impacts taking place; however, through the incorporation of contingency plans (e.g., this EMP) during the planning phase, the necessary corrective action can be taken to further limit potential impacts. In order to meet this goal, action plans for planning and design stages of the project must be identified together with monitoring requirements.

3.1.2 The Construction Phase

The bulk of the impacts during this phase will have immediate effect (e.g., noise-, dust- and water pollution etc.) If the site is monitored on a continual basis during the construction phase, it is possible to identify these impacts as they occur. These impacts will then be mitigated through the contingency plans identified in the planning phase, together with a commitment for sound environmental management from Johannesburg Water and its agents.

3.1.3 Rehabilitation and Reinstatement Phase

This phase will involve restoring the land impacted during the construction phase back to its original state (in the case of slopes, gradients, soil profiles, and hydrology) or better. This process will be mainly on rectifying the negative impacts that have been caused during construction by the removing pollution or contaminants and other dangerous substances from groundwater, sediment, or surface water and improvement of the soil.

3.1.4 The Operational Phase

By taking pro-active measures during the planning and construction phases, potential environmental impacts emanating during the operational phase will be minimised. This, in turn, will minimise the risk and reduce the monitoring effort, but it does not make monitoring obsolete.

ENVIRONMENTAL MANAGEMENT PLAN – JOHANNESBURG WATER SOC LTD	Page Number
VOLUME 2.5 – JANUARY 2022 REVISION 05	Page 18 of 105

DISCLAIMER

1. Should there be any other Environmental related activities issued as non-compliance during construction, the contractor is liable to comply with those requirements
2. Should the contractor deviate from the conditions and requirements of the EMP and/or Environmental Authorisation (if applicable), the contractor is liable for non-compliances, rectification and associated fines thereof
3. This EMP does not exempt the Contractor from complying with other relevant legislations related to the construction activities.

4. ROLES AND RESPONSIBILITY

The implementation of this EMP requires the involvement of several stakeholders, each fulfilling a different but vital role to ensure sound environmental management during the construction and operational phases. The stakeholders are discussed below:

4.1 Johannesburg Water and its Agents shall:

Ensure that the EMP is kept on JW's Sites and construction sites.

- Remain ultimately responsible for ensuring that the development is implemented according to the requirements of the EMP.
- Ensure that the Environmental section attends all project related tender briefing sessions.
- Although Johannesburg Water appoints specific role players to perform functions on its behalf, this responsibility is delegated.
- Be liable for restoring the environment in the event of negligence leading to damage to the environment.
- Ensure that the EMP is included in the tender documentation so that the contractor who is appointed is bound to the conditions of the EMP, and there's sufficient budget for environmental assessments and/or assessment during the planning, design, construction, replacement of vegetation and restoration of habitats, decommissioning (rehabilitation) phases of the project.
- Ensure that the contractor appointed understands, acknowledges and fully accepts the content of this EMP and their responsibilities for implementation and compliance.
- Monitor compliance with the conditions of the environmental authorisation and the EMP and compliance audits are undertaken.
- Ensure that the Environmental section signs all close out reports to confirm rehabilitation.

4.2 Appointments and competencies

- The contractor and its appointed sub-contractor must meet the relevant legislative and non-statutory appointments, which must be maintained valid for the entire contract duration.
- All appointees shall be suitably trained and certified competent for the responsibilities they are assigned for.

ENVIRONMENTAL MANAGEMENT PLAN – JOHANNESBURG WATER SOC LTD	Page Number
VOLUME 2.5 – JANUARY 2022 REVISION 05	Page 19 of 105

DISCLAIMER

1. Should there be any other Environmental related activities issued as non-compliance during construction, the contractor is liable to comply with those requirements
2. Should the contractor deviate from the conditions and requirements of the EMP and/or Environmental Authorisation (if applicable), the contractor is liable for non-compliances, rectification and associated fines thereof
3. This EMP does not exempt the Contractor from complying with other relevant legislations related to the construction activities.



ENVIRONMENTAL MANAGEMENT PLAN

- Copies of all relevant appointments and the relevant competence certificates must be kept in the relevant Environmental file.

ENVIRONMENTAL MANAGEMENT PLAN – JOHANNESBURG WATER SOC LTD	Page Number
VOLUME 2.5 – JANUARY 2022 REVISION 05	Page 20 of 105

DISCLAIMER

1. Should there be any other Environmental related activities issued as non-compliance during construction, the contractor is liable to comply with those requirements
2. Should the contractor deviate from the conditions and requirements of the EMP and/or Environmental Authorisation (if applicable), the contractor is liable for non-compliances, rectification and associated fines thereof
3. This EMP does not exempt the Contractor from complying with other relevant legislations related to the construction activities.



a world class African city



ENVIRONMENTAL MANAGEMENT PLAN

Table 1: Environmental Officer's Appointment Index

Appointment	Project Type	Legislative Ref	Competency requirements (Min)
Contractor SHE Officer	Unauthorised Project	JW EMP/ JW Waste Management Procedure	National Diploma in Safety & ISO14001:2015 (Introduction/Awareness, implementation, and auditing ISO14001:2015) + 2 years' Experience OR National Diploma in Environmental Management + 2 years' Experience OR NEBOSH / SAMTRAC & Basic ISO14001:2015/ Basic Environmental Awareness (Introduction and Implementations to ISO14001:2015) + 4 years' Experience. Register with SACPCMP.
Contractor Environmental Liaison Officer/Environmental Officer	Authorised project	JW EMP and Project Specific approved EMP /Directives/Environmental Authorisation/GA/WUL	National Diploma in Environmental Management/ + 3 years' Experience. BA/BSc Environmental Management + 3 years' experience. The recommended and/or market related minimum Salary/wages for ELO/EO should be R17 000.00 .

DISCLAIMER

1. Should there be any other Environmental related activities issued as non-compliance during construction, the contractor is liable to comply with those requirements
2. Should the contractor deviate from the conditions and requirements of the EMP and/or Environmental Authorisation (if applicable), the contractor is liable for non-compliances, rectification and associated fines thereof
3. This EMP does not exempt the Contractor from complying with other relevant legislations related to the construction activities.



a world class African city



ENVIRONMENTAL MANAGEMENT PLAN

Environmental Representative/Environmental Rep	Unauthorised Project	JW EMP	<p>Must hold a Senior Certificate (Matric) and one of the following qualifications. National Diploma in Environmental Management/ BA/BSc Environmental Management or Science/ISO 14001:2015(Introduction; Implementation and Auditing/Certificate in Environmental law/National Certificate in Environmental Management.</p> <p>The recommended and/or market related minimum salary/wages for Environmental Representative should be R10 000.00.</p>
Consultant Environmental Control Office	Authorised project (as and when required)	JW EMP and Project Specific approved EMP /Directives/Environmental Authorisation/GA/WUL	<p>Reputable Environmental Consulting Company</p> <p>National Diploma or BA/BSc Environmental Science or Management + 3 years' experience as an independent ECO/Consultant</p>
Landscaping Specialist	Unauthorised and Authorised project	JW EMP and Project Specific approved EMP /Directives/Environmental Authorisation/GA/WUL	Reputable Environmental Consulting firm /Landscaping Company.

DISCLAIMER

- Should there be any other Environmental related activities issued as non-compliance during construction, the contractor is liable to comply with those requirements
- Should the contractor deviate from the conditions and requirements of the EMP and/or Environmental Authorisation (if applicable), the contractor is liable for non-compliances, rectification and associated fines thereof
- This EMP does not exempt the Contractor from complying with other relevant legislations related to the construction activities.



a world class African city



ENVIRONMENTAL MANAGEMENT PLAN

			<p>Landscaping Specialist should at least have BA/BSc Honours Degree or 4-year Degree in Natural Sciences/Ecological.</p> <ul style="list-style-type: none"> - The Landscaping Specialist must at least be registered with South African Council for Natural Scientific Professions (SACNASP) as a Professional Natural Scientist (Copy of SACNASP Certificate must be submitted). - Specialist should at least have a minimum of five (5) years working experience as landscaping Specialist (See Table).
--	--	--	--

DISCLAIMER

1. Should there be any other Environmental related activities issued as non-compliance during construction, the contractor is liable to comply with those requirements
2. Should the contractor deviate from the conditions and requirements of the EMP and/or Environmental Authorisation (if applicable), the contractor is liable for non-compliances, rectification and associated fines thereof
3. This EMP does not exempt the Contractor from complying with other relevant legislations related to the construction activities.

4.3 The Contractor shall:

- Be bound to conform to the EMP conditions through his/her contract with Johannesburg Water, and is responsible for ensuring that he adheres to all the conditions of the EMP.
- Thoroughly familiarise with the EMP requirements before construction begins and must request clarification on any aspect of these documents, should they be unclear.
- Be responsible for mitigation and rehabilitating all environmental damage at his/her expense.
- Ensure adherence to, and implementation of, the environmental management specifications.
- Ensure that environmental damage, whether intentional or unintentional, is prevented in the first instance, mitigated and rehabilitated, and must adopt a proactive approach followed by a reactive approach.
- Ensures identification of, and compliance with, all environmental laws, all by laws and regulations.
- Ensure that any instructions (whether verbal or written) issued by the site manager, project manager, site engineer or EO, in terms of the EMP is adhered to.
- Ensure that an environmental compliance report is tabled at each site meeting, which must document all incidents, complaints, and non-compliances, and their close out progress, which has occurred during the period before the site meeting.
- Provide a photographic report to JW upon request showing close out of identified issues.
- Provide any project or compliance information that may be requested by JW in any format as requested.
- Ensure that proposed site camp areas are approved by JW environmental section prior to establishment.
- Ensure compliance with the EMP conditions even if there will be no site camps or the project is an emergency or subject to Directives.
- Take comprehensive site photographs for before, during and after construction.
- Ensure that each individual resident/landowner/stakeholder requirement is documented, pertaining to the area to be disturbed, special features, vegetation to be disturbed, rehabilitation requirements (contractors must state to residents/stakeholders that indigenous vegetation species will be put

ENVIRONMENTAL MANAGEMENT PLAN – JOHANNESBURG WATER SOC LTD	Page Number
VOLUME 2.5 – JANUARY 2022 REVISION 05	Page 24 of 105

DISCLAIMER

1. Should there be any other Environmental related activities issued as non-compliance during construction, the contractor is liable to comply with those requirements
2. Should the contractor deviate from the conditions and requirements of the EMP and/or Environmental Authorisation (if applicable), the contractor is liable for non-compliances, rectification and associated fines thereof
3. This EMP does not exempt the Contractor from complying with other relevant legislations related to the construction activities.

back, however, should residents/stakeholder require non-indigenous species to be replaced, these are to be documented before being affected) prior to any disturbance.

- Provide a detailed, site-specific method statement for rehabilitation, which must be approved by JW Engineer and EO.
- Ensure that a report is tabled at each site meeting, which will document all incidents that have occurred during the period before the site meeting.
- Ensure that incidents register is kept in the site office.
- Ensure that a register of all public complaints is maintained.
- Ensure that all employees, including those of sub-contractors receive Environmental Induction before the commencement of construction in order that they can constructively contribute towards the successful implementation of the EMP (i.e., ensure their staff are appropriately trained as to the environmental obligations).
- Ensure that all disturbed areas are rehabilitated and at least 85% healthy grass/ground cover has established, that rehabilitation is maintained, the sites are free of erosion, waste and pollution of any kind including rubble and spills, and free of weeds and alien invasive species.
- Appoint an Environmental Liaison Officer (ELO) prior Construction for Environmental Authorised Projects.
- Appoint SHE Officer prior Construction for unauthorized projects i.e., the SHE Officer with Environmental Management experience or be trained on Environmental legislation.
- Provide accurate and factual information pertaining to the projects, communications, and discussions at all times.
- Is responsible for NEMA Duty of Care, and Polluter pays principle.

4.4 Environmental Liaison Officer (ELO)/ SHE Officer shall:

- Ensure that the project team is involved in all aspects of project planning that can influence environmental conditions on the site.
- Be permanently on site during the construction phase to oversee the Contractor's internal compliance with the EMP requirements and ensuring that the environmental specifications are adhered to.

ENVIRONMENTAL MANAGEMENT PLAN – JOHANNESBURG WATER SOC LTD	Page Number
VOLUME 2.5 – JANUARY 2022 REVISION 05	Page 25 of 105

DISCLAIMER

1. Should there be any other Environmental related activities issued as non-compliance during construction, the contractor is liable to comply with those requirements
2. Should the contractor deviate from the conditions and requirements of the EMP and/or Environmental Authorisation (if applicable), the contractor is liable for non-compliances, rectification and associated fines thereof
3. This EMP does not exempt the Contractor from complying with other relevant legislations related to the construction activities.

- Assist with day-to-day monitoring of the construction activities. Ensure that any issues raised by the EO will be routed to the SHE Officer for the contractors' attention.
- The ELO/ SHE Officer shall be permanently on site during the construction phase to oversee the Contractor's internal compliance with the EMP requirements and ensuring that the environmental specifications are adhered to.
- Be responsible for keeping detailed records of all site activities that may pertain to the environment and include all these aspects in an environmental register.
- Maintain site documentation and records related to environmental management (EMP, authorisations, permits, way-eaves, method statements, audit reports, monitoring results, receipts for waste removal, environmental file, etc.)
- The ELO/SHE Officer must keep a register of complaints from any community members on environmental issues.
- The ELO /SHE Officer will be required to keep a record of all on-site environmentally related incidents and how these incidents were dealt with.
- Ensure daily implementation of the EMP conditions, and monitoring of the contractor's compliance with EMP conditions, using checklists and visual inspections.
- Provide location details for possible site camp locations to JW environmental section and await approval from this section before establishing.
- Inform JW environmental section when actual work is about to commence.
- Inform JW environmental section of pending completion activities and intention to de-establish, prior.
- Ensure proper rehabilitation is undertaken before site closure.

4.5 Resident Engineer (RE)/ Site Agent shall:

- Liaise with the Contractor and Environmental Officer (EO) on environmental matters, as well as any pertinent engineering matters where these may have environmental consequences.
- Oversee the general compliance of the Contractor with the EMP and other pertinent site specifications.

ENVIRONMENTAL MANAGEMENT PLAN – JOHANNESBURG WATER SOC LTD	Page Number
VOLUME 2.5 – JANUARY 2022 REVISION 05	Page 26 of 105

DISCLAIMER

1. Should there be any other Environmental related activities issued as non-compliance during construction, the contractor is liable to comply with those requirements
2. Should the contractor deviate from the conditions and requirements of the EMP and/or Environmental Authorisation (if applicable), the contractor is liable for non-compliances, rectification and associated fines thereof
3. This EMP does not exempt the Contractor from complying with other relevant legislations related to the construction activities.

- Familiarise him/herself with the EMP specifications and further monitor the Contractor's compliance with the Environmental Specifications daily through the Site Diary and enforce compliance.
- Ensure that Monthly Audits reach the contractor before Monthly Progress Meeting.
- Ensure proper rehabilitation is undertaken before site closure.

4.6 Project Engineer /Inspectors (PE/PI) shall:

- Ensure that there is a sufficient budget for complying with all EMP conditions at the tender stage.
- Ensure sufficient budget is provided for rehabilitation/ Reinstatement.
- Ensure proper rehabilitation is undertaken before site closure.
- Ensure of all specifications and legal constraints specifically with regards to the environment are highlighted to the Contractor(s) so that they are aware of these.
- Ensure that Contractor(s) are made aware of all stipulations within the EMP.
- Ensure that the EMP is correctly implemented throughout the project by means of site inspections and meetings. This will be documented as part of the site meeting minutes.
- Be fully conversant with the EIA for the project, the EMP, the conditions of the Environmental Authorisation (if applicable), and all relevant environmental legislation.
- Ensure compliance monitoring of contractors on a day-to-day basis.
- Ensure adherence and implementation of the tender requirements.
- Ensure reference of specific non-compliance/non-conformance issues to the responsible units and/or contractors.

4.7 Environmental Officers shall:

- Be responsible for informing the contractors of any decisions that are taken concerning environmental management during the project phase.
- This would also include informing the contractors of the necessary corrective actions to be taken, issuing stop work orders and rehabilitation and remediation instructions if necessary.
- Liaise with environmental authorities where necessary.
- Review all the environmental documents submitted by the Contractor, including sign off.

ENVIRONMENTAL MANAGEMENT PLAN – JOHANNESBURG WATER SOC LTD	Page Number
VOLUME 2.5 – JANUARY 2022 REVISION 05	Page 27 of 105

DISCLAIMER

1. Should there be any other Environmental related activities issued as non-compliance during construction, the contractor is liable to comply with those requirements
2. Should the contractor deviate from the conditions and requirements of the EMP and/or Environmental Authorisation (if applicable), the contractor is liable for non-compliances, rectification and associated fines thereof
3. This EMP does not exempt the Contractor from complying with other relevant legislations related to the construction activities.



ENVIRONMENTAL MANAGEMENT PLAN

- Review all the environmental documents from the Contractor, including sign off.
- Conduct environmental monthly audits of all contractors' work on site where necessary
- Maintain site documentation of related to environmental management (EMP, Method statements, audit reports, monitoring results, receipts of waste removal etc.). Documents to be maintained on the relevant site Documents Control Systems.
- Inspect and report on environmental incidents and check corrective actions.
- Conduct environmental incidents enquiries.
- Review and sign off method statements prepared by Contractors.
- Ensure that an environmental compliance monitoring strategy/framework is implemented.

4.8 Environmental Control Officer (ECO)

The role of the ECO shall be to:

- Act as site 'custodian' for the implementation, integration, and maintenance of the EMPr in accordance with the contractual requirements.
- Ensure successful implementation of the EMPr; and
- Ensure that the Contractor, his employees and/or Subcontractors receive the appropriate environmental awareness training prior to commencing activities.

The responsibilities of the ECO will be to:

- Liaise with the JW Environmental Section and Project Engineer on the level of compliance with the EMPr achieved by the Contractor on a regular basis for the duration of the contract.
- Advise the Project Engineer on the interpretation and enforcement of the Environmental Specifications (ES), including evaluation of non-compliances.
- Enforce compliance with the EA and EMP through audit report and checklist
- Supply environmental information as and when required.
- Review and approve Method Statements produced by the Contractor, in conjunction with the PM and EO.
- Monitor any basic physical changes to the environment because of the construction works according to an audit schedule.

ENVIRONMENTAL MANAGEMENT PLAN – JOHANNESBURG WATER SOC LTD	Page Number
VOLUME 2.5 – JANUARY 2022 REVISION 05	Page 28 of 105

DISCLAIMER

1. Should there be any other Environmental related activities issued as non-compliance during construction, the contractor is liable to comply with those requirements
2. Should the contractor deviate from the conditions and requirements of the EMP and/or Environmental Authorisation (if applicable), the contractor is liable for non-compliances, rectification and associated fines thereof
3. This EMP does not exempt the Contractor from complying with other relevant legislations related to the construction activities.

- Attend regular site meetings and project steering committee meetings.
- Undertake regular monthly audits of the construction works and to generate monthly audit reports. These reports are to be forwarded to the JW EO who will communicate the results and conclusions with the principal Contractor.
- Submit audit reports to the authority as per the requirement of issued Environmental Authorisation.
- Communicate frequently and openly with the Contractor and the Project Engineer to ensure effective, proactive environmental management, with the overall objective of preventing or reducing negative environmental impacts and/or enhancing positive environmental impacts.
- Advise the Project Engineer on remedial actions for the protection of the environment in the event of any accidents or emergencies during construction, and to advise on appropriate clean-up activities.
- Review complaints received and made instructions as necessary; and
- Identify and make recommendations for minor amendments to the EMP as and when required.

4.9 Environmental Representative (Environmental Rep) shall:

- Review the effectiveness of environmental measures in the workspace/construction environment for which he/she was appointed.
- Identify potential impacts in the workplace.
- Investigate environmental incidents and identify root causes.
- Investigate Environmental Complaints.
- Conduct Awareness training.
- Participate in Environmental inspections.
- Ensure compliance with JW EMP and other environmental management related legislations.
- Ensure Proper Rehabilitation is conducted.
- Attend site SHE meetings where Environmental issues are addressed.
- Guide Construction crew/team on environmental requirements as per JW EMP.
- Assist in day-to-day monitoring of construction activities.

ENVIRONMENTAL MANAGEMENT PLAN – JOHANNESBURG WATER SOC LTD	Page Number
VOLUME 2.5 – JANUARY 2022 REVISION 05	Page 29 of 105

DISCLAIMER

1. Should there be any other Environmental related activities issued as non-compliance during construction, the contractor is liable to comply with those requirements
2. Should the contractor deviate from the conditions and requirements of the EMP and/or Environmental Authorisation (if applicable), the contractor is liable for non-compliances, rectification and associated fines thereof
3. This EMP does not exempt the Contractor from complying with other relevant legislations related to the construction activities.



ENVIRONMENTAL MANAGEMENT PLAN

- Assist in implementation of ISO 14001:2015 standard.
- Assist the SHE Officer/EO with preparation of audits /inspections.

5. CONTENTS FOR CONTRACTOR'S ENVIRONMENTAL FILE

The following documents must be submitted by the contractor in the Environmental file before Construction commences on site. The file must be submitted to the Environmental Section prior construction for approval. The Contractor should achieve a minimum score of 80% for the file to be approved (**Refer to Annexure B: Environmental File Specification**).

ENVIRONMENTAL MANAGEMENT PLAN – JOHANNESBURG WATER SOC LTD	Page Number
VOLUME 2.5 – JANUARY 2022 REVISION 05	Page 30 of 105

DISCLAIMER

1. Should there be any other Environmental related activities issued as non-compliance during construction, the contractor is liable to comply with those requirements
2. Should the contractor deviate from the conditions and requirements of the EMP and/or Environmental Authorisation (if applicable), the contractor is liable for non-compliances, rectification and associated fines thereof
3. This EMP does not exempt the Contractor from complying with other relevant legislations related to the construction activities.

6. ENVIRONMENTAL SPECIFICATIONS

Table 2: Environmental Management and Mitigation Measures that must be implemented during the Design Phase and Construction Phase

Design Phase Measures						
Aspects	ID	Mitigation Measure/Procedure	Responsible	Implementation Timeframe	Monitoring Methods	Performance indicators
Project Planning/Design	1	<ul style="list-style-type: none"> Proposed project is submitted to Environmental Section for screening (Project scope/layout/Maps), CAPEX and Ops must ensure that there is budget allocated for environmental management throughout the project life cycle i.e., planned project and Directives. 	Johannesburg Water (CAPEX/Ops)	Before project commences	<ul style="list-style-type: none"> Screening report Tender document 	Keep the records of the project screening report and scope of work as per Directives
Authorisation	2	<ul style="list-style-type: none"> Appoint Consulting Company Ensure that all required licences and permits have been obtained before the start of construction. Ensure that ECO and/or ELO is appointed as per the authorisation and EMP requirement during project execution (as when and required). 	Johannesburg Water (CAPEX/ Environmental Section)	Before construction commences	Keep record of all permits, licences and authorisations	Keep record of all permits, licences and authorisations
Project Handover	3	<ul style="list-style-type: none"> The scope of a project is outlined by CAPEX Engineer during the handover meeting. Environmental Management Requirements are outlined during the handover meeting. 	Johannesburg Water (CAPEX/ Environmental Section)	Before construction commences	Meeting invite EA/GA/WUL/ Screening report	Keep record of all permits, licences and authorisations
Environmental Awareness Training/Inductions	4	<ul style="list-style-type: none"> Environmental awareness training is given to the Project Team Leaders Environmental File Specification provided to the Contractor. JW Environmental Management Plan and other procedures are provided to the Contractor. 	Johannesburg Water (CAPEX/ Environmental Section)	Before construction commences	Meeting invite	Meeting records

DISCLAIMER

- Should there be any other Environmental related activities issued as non-compliance during construction, the contractor is liable to comply with those requirements
- Should the contractor deviate from the conditions and requirements of the EMP and/or Environmental Authorisation (if applicable), the contractor is liable for non-compliances, rectification and associated fines thereof
- This EMP does not exempt the Contractor from complying with other relevant legislations related to the construction activities.



a world class African city



ENVIRONMENTAL MANAGEMENT PLAN

Environmental File & Evaluation	5	<ul style="list-style-type: none"> Contractor submits environmental file for approval prior work commences on site. Construction activities/work (including site establishment) should ONLY commence when file is approved. 	Appointed Contractor/Environmental Section	Before construction commences	Environmental evaluation report.	Approval/ rejection letter records
Construction Phase Measures						
Aspects	ID	Mitigation Measure/Procedure	Responsible	Implementation Timeframe	Monitoring Methods	Performance indicators
Site camp establishment	1	<ul style="list-style-type: none"> Invite the Environmental Officer for the site inspection of proposed site camp prior establishment. Submit a method statement for Site Camp establishment for approval by JW Environmental Officer/ECO prior commencement of works. Establish a suitably fenced Site Camp at the start of the contract, which will allow for site offices, vehicle, equipment, material, and waste storage areas to be consolidated as much as possible. Locate the Site Camp at a position approved by the JW EO, at least 100m from watercourses and in an area which is not ecologically sensitive. Provide water and/or washing facilities at the Site Camp for personnel. Limit construction and lay down areas to areas within the development footprint. Ensure that environmentally friendly on-site sanitation options are selected, and these facilities are properly managed and maintained. Designated eating areas shall be provided on site. These eating areas shall be clearly demarcated and shall be provided with bins with lids. 	All Contractors	Before commencement of Project	<ul style="list-style-type: none"> Visual inspection Site establishment checklist/Method statement 	<ul style="list-style-type: none"> Method statements approved by CAPEX and the Environmental Officer Position of Site Camp approved by ECO Security and access to Site Camp controlled Clear demarcation of no-go areas as agreed with JW EO. Detailed site layout plan Environmental file approval letter.

DISCLAIMER

1.Should there be any other Environmental related activities issued as non-compliance during construction, the contractor is liable to comply with those requirements

2.Should the contractor deviate from the conditions and requirements of the EMP and/or Environmental Authorisation (if applicable), the contractor is liable for non-compliances, rectification and associated fines thereof

3. This EMP does not exempt the Contractor from complying with other relevant legislations related to the construction activities.



a world class African city



ENVIRONMENTAL MANAGEMENT PLAN

		<ul style="list-style-type: none"> Staff will be prohibited from consuming meals anywhere other than at these eating areas and that noise is limited. All eating areas shall include provision for a water and smoking area. 				
Environmental Awareness Training	2	<ul style="list-style-type: none"> Provide environmental awareness training to all personnel on site at the start of their employment. Training should include discussion of: Potential impact of construction waste and activities on the environment. Suitable disposal of construction waste and litter. Key measures in the EMPr relevant to worker's activities. How incidences and suggestions for improvement can be reported. Ensure that all attendees remain for the duration of the training and on completion sign an attendance register that clearly indicates participants' names. 	All Contractors	<ul style="list-style-type: none"> Before workers start working onsite Before new activities are undertaken 	<ul style="list-style-type: none"> Check training attendance register Observe whether activities are executed in line with EMPr requirements 	<ul style="list-style-type: none"> Proportion of workers that completed. Environmental training Compliance of workers with EMP
Plant Search and Rescue/Vegetation clearing	3	<ul style="list-style-type: none"> From information gathered during the plant marking exercise, establish the size. Requirements for the plant rescue team workforce, and the methodology to be employed during the rescue to maximise the likelihood of success; Document and motivate which species found on site are considered to be conservation worthy. Follow a multi-pronged approach to maximise the likelihood of success wherever feasible. In addition to transplanting of whole plants, seed can be collected and sown in situ in suitable habitats and/or in an off-site nursery. Any plants not suitable for transplantation must be considered for transplanting to existing conservation 	All Contractors	Before commencement of activities	Visual Inspection/ inspection by Botanist/ Ecologist	<ul style="list-style-type: none"> Incidents of harm coming to fauna/ flora. Number of incidents of disturbance of vegetation outside construction site boundary; and Size of area cleared relative to

DISCLAIMER

1.Should there be any other Environmental related activities issued as non-compliance during construction, the contractor is liable to comply with those requirements

2.Should the contractor deviate from the conditions and requirements of the EMP and/or Environmental Authorisation (if applicable), the contractor is liable for non-compliances, rectification and associated fines thereof

3. This EMP does not exempt the Contractor from complying with other relevant legislations related to the construction activities.



a world class African city



ENVIRONMENTAL MANAGEMENT PLAN

	<p>areas nearby. This could involve growing these plants on in an off-site nursery for a period of time.</p> <ul style="list-style-type: none"> • Depending on the conservation worthy species found, the location of suitable existing conservation areas nearby and the location of the off-site nursery, the most appropriate plant rescue options must be detailed in the search and rescue plan, and could be a combination of the following options: • All required permits must be obtained from the appropriate authority covering plants to be affected by the plant rescue operation prior to the removal of the plants. • Demarcate the area for construction prior to each phase and prevent access by construction personnel outside of this area. • Appoint a suitably qualified botanist to undertake search and rescue of key plant species in the development footprint where necessary (Where is applicable. Clearly demarcate sensitive areas, including buffers, with appropriate signage. • Do not allow personnel to enter calcrete vegetation areas. • Do not allow personnel to pick or destroy plants outside of the construction footprint. • Limit clearing to those areas within the footprint of construction for each phase. • Restrict construction vehicles to designated roadways. • Do not allow the temporary storage of building material within sensitive areas. <p>Aftercare and monitoring</p>				<p>development footprint</p> <ul style="list-style-type: none"> • Size of area disturbed outside of construction site boundary. • Areas of development footprint must be clearly demarcated
--	---	--	--	--	---

DISCLAIMER

1.Should there be any other Environmental related activities issued as non-compliance during construction, the contractor is liable to comply with those requirements

2.Should the contractor deviate from the conditions and requirements of the EMP and/or Environmental Authorisation (if applicable), the contractor is liable for non-compliances, rectification and associated fines thereof

3. This EMP does not exempt the Contractor from complying with other relevant legislations related to the construction activities.



a world class African city



ENVIRONMENTAL MANAGEMENT PLAN

	<ul style="list-style-type: none"> Record numbers and diversity of propagated plants and the health of the same, until they can be planted out; Aftercare of transplanted plants to be done in accordance with the plant search and rescue plan by an appropriate agent (e.g., staff from the commercial nursery or an appropriately trained onsite Contractor), including watering and alien plant control requirements. If done correctly, the frequency of input will decrease with time. Record numbers and diversity of transplanted plants and the health of the same. Monitoring must be undertaken as per requirements of the plant search and rescue plan approved by GDARD, including monitoring of alien plants and maintenance of a photographic record; and Provide a detailed record (including photographic record) that indicates the success of the plant rescue operation. Records of corrective action taken to improve management of transplanted plants, where relevant, must also be completed. <p>Applicable Legislation</p> <ul style="list-style-type: none"> National Environmental Management Act: Biodiversity Act (Act 10 of 2004) including Threatened or Protected Species Regulations. National Environmental Management Act (Act 107 of 1998). Gauteng Nature Conservation Bill, 2014/Transvaal Nature Conservation Ordinance 12 of 1983; and National Forests Act (Act 30 of 1998). 				
--	---	--	--	--	--

DISCLAIMER

1.Should there be any other Environmental related activities issued as non-compliance during construction, the contractor is liable to comply with those requirements

2.Should the contractor deviate from the conditions and requirements of the EMP and/or Environmental Authorisation (if applicable), the contractor is liable for non-compliances, rectification and associated fines thereof

3. This EMP does not exempt the Contractor from complying with other relevant legislations related to the construction activities.



a world class African city



ENVIRONMENTAL MANAGEMENT PLAN

Excavation	4	<ul style="list-style-type: none"> The process of excavation and back filling must be carried out as a sequential process following one another as quickly as possible. Excavations must only remain open for a minimum period of time and during this time they must be clearly demarcated. If excavations place the public at risk these sites must be fenced. Where possible, close excavations immediately after pipe is laid. The residents directly affected by open trenches must be notified of the dangers. This will be done during the site-specific phase. Danger tape shall not be utilised to prevent personnel from open excavations, orange nets should be used for all open excavations on site. Construction vehicles should avoid creating new roads, use existing roads. Wet exposed surfaces using a water cart, bowser or use a biodegradable and environmentally friendly soil binder to prevent dust emissions. Dewater excavations regularly and channel water to areas of grass cover. If dewatering is near/within a watercourse and is to be discharged to a watercourse, ensure a silt fence/net and sandbags are used to reduce silt loads. Topsoil must be cleared (considered to be the upper 150mm of soil surface) and retained as it contains most inorganic matter and nutrients. Topsoil must be kept separate from subsoil and stored in windrows parallel to excavations. Harvested grass should be retained and used as a mulch to combat erosion. 	All Contractors	Throughout construction	Visual inspection	<ul style="list-style-type: none"> Daily site inspection. Damage to the environment (sensitive environment)
-------------------	----------	---	-----------------	-------------------------	-------------------	---

DISCLAIMER

1.Should there be any other Environmental related activities issued as non-compliance during construction, the contractor is liable to comply with those requirements

2.Should the contractor deviate from the conditions and requirements of the EMP and/or Environmental Authorisation (if applicable), the contractor is liable for non-compliances, rectification and associated fines thereof

3. This EMP does not exempt the Contractor from complying with other relevant legislations related to the construction activities.



a world class African city



ENVIRONMENTAL MANAGEMENT PLAN

		<ul style="list-style-type: none"> • Soil should be exposed for the minimum time possible once cleared of indigenous or invasive vegetation. • Avoid prolonged exposure of soils to wind and water erosion when clearing and grubbing. • The stockpiled topsoil (which will be left standing for more than 1 month) must be covered with suitable fabric, and / seeded, to prevent erosion and weed invasion. • Stockpiled topsoil must be covered with suitable fabric to prevent erosion and weed invasion. • No vehicles are allowed to access onto the stockpiles after they have been placed. • Topsoil and subsoil must be kept separate throughout construction and rehabilitation. • A marsh wire or snow netting shall be erected around the exposed excavations to warn the public. • The contractor must rip and rehabilitate temporal roads after project completion. • The Contractor shall be in possession of an emergency oil and chemical spill kit, drip trays and bioremediation substances/enzymes that must be complete and available on site at all times. 				
Topsoil and subsoil	5	<ul style="list-style-type: none"> • The contractor should remove 150mm of topsoil and stockpile at a height of not more than 1m. • Topsoil should be temporarily stockpiled, separately from (clay) subsoil and rocky material, when areas are cleared. If mixed with clay sub-soil the usefulness of the topsoil for rehabilitation of the site will be lost. • Stockpiled topsoil should not be compacted and should be replaced as the final soil layer. No 	All Contractors	During Vegetation clearance	Visual inspection	<ul style="list-style-type: none"> • Incident of incorrect storage and harvesting. • Manifestation of alien invasive plants. • Incident of erosions.

DISCLAIMER

1.Should there be any other Environmental related activities issued as non-compliance during construction, the contractor is liable to comply with those requirements

2.Should the contractor deviate from the conditions and requirements of the EMP and/or Environmental Authorisation (if applicable), the contractor is liable for non-compliances, rectification and associated fines thereof

3. This EMP does not exempt the Contractor from complying with other relevant legislations related to the construction activities.



a world class African city



ENVIRONMENTAL MANAGEMENT PLAN

	<p>vehicles are allowed access onto the stockpiles after they have been placed.</p> <ul style="list-style-type: none"> • Stockpiled soil should be protected by erosion-control berms if exposed for a period of greater than 14 days during the wet season and seeded. • Topsoil must be hydro seeded during shut down in December. • Topsoil stripped from different sites must be stockpiled separately and clearly identified as such. • Topsoil obtained from sites with different soil types must not be mixed. • Topsoil stockpiles must not be contaminated with oil, diesel, petrol, waste or any other foreign matter, which may inhibit the later growth of vegetation and micro-organisms in the soil. • Soil must not be stockpiled on drainage lines or near watercourses without prior consent from the Project Manager. • Soil should be exposed for the minimum time possible once cleared of invasive vegetation, that is the timing of clearing and grubbing should be co-ordinated as much as possible to avoid prolonged exposure of soils to wind and water erosion. • Stockpiled topsoil must be either vegetated with indigenous grasses or covered with a suitable fabric to prevent erosion and invasion by weeds. • Limited vehicular access is allowed across rocky outcrops and ridges. • All cut and fill surfaces need to be stabilized with appropriate material or measures when major civil works are complete. • Erosion and donga crossings must be dealt with as river crossings. Appropriate soil erosion and control 				
--	--	--	--	--	--

DISCLAIMER

- 1.Should there be any other Environmental related activities issued as non-compliance during construction, the contractor is liable to comply with those requirements
- 2.Should the contractor deviate from the conditions and requirements of the EMP and/or Environmental Authorisation (if applicable), the contractor is liable for non-compliances, rectification and associated fines thereof
3. This EMP does not exempt the Contractor from complying with other relevant legislations related to the construction activities.



a world class African city



ENVIRONMENTAL MANAGEMENT PLAN

		<p>procedures must be applied to all embankments that are disturbed and destabilized as per the Authorisation</p> <ul style="list-style-type: none"> All equipment must be inspected regularly for oil or fuel leaks before it is operated. Leakages must be repaired on mobile equipment or containment trays placed underneath immobile equipment until such leakage has been repaired. Soil contaminated with oil must be appropriately treated and disposed of at a permitted landfill site or the soil can be regenerated using bio-remediation methods. Runoff must be reduced by channelling water into existing surface drainage system. 				
Protection of archaeological and heritage resources	6	<ul style="list-style-type: none"> Alert the construction workforce of the potential existence of artefacts at the site. Empower staff to stop works on (chance) discovery of artefacts at the site. Cease construction on (chance) discovery of archaeological sites of heritage importance or redirect machinery away from finds until an archaeologist is able to make a site inspection and establish the importance of the find and make recommendations for preservation and/or record keeping. Report the presence of graves or human remains, fragments of fossil bone, ostrich egg and stone fragments to HWC. Obtain a permit for the removal of artefacts from the site if any are discovered during construction. 	All Contractors/Johannesburg Water	<ul style="list-style-type: none"> Before Construction commences During earthworks 	Visual inspection	<ul style="list-style-type: none"> Discovery of possible archaeological material Rescue and reporting of identified material when discovered
Protection of paleontological resources	7	<ul style="list-style-type: none"> Identify a stand-by palaeontologist to inspect fossils if they are discovered during construction activities. 	Johannesburg Water	Prior commencement	Visual inspection	<ul style="list-style-type: none"> Discovery of possible

DISCLAIMER

1.Should there be any other Environmental related activities issued as non-compliance during construction, the contractor is liable to comply with those requirements

2.Should the contractor deviate from the conditions and requirements of the EMP and/or Environmental Authorisation (if applicable), the contractor is liable for non-compliances, rectification and associated fines thereof

3. This EMP does not exempt the Contractor from complying with other relevant legislations related to the construction activities.



a world class African city



ENVIRONMENTAL MANAGEMENT PLAN

		<ul style="list-style-type: none"> Empower staff to stop works on (chance) discovery of fossils at the site. Alert the construction workforce of the potential existence of fossils at the site. Cease construction on (chance) discovery of fossils and artefacts of paleontological importance or direct machinery away from finds until the identified palaeontologist is able to make a site inspection and establish the importance of the find and make recommendations for preservation, collection or record keeping. 	All Contractors	During earthworks		<p>archaeological material.</p> <ul style="list-style-type: none"> Rescue and reporting of identified material when discovered.
Concrete / cement Work/Batching plant	8	<ul style="list-style-type: none"> Use Ready-Mix concrete rather than batching where possible. Ensure that no cement truck delivery chutes are cleaned on site. Cleaning operations are to take place off site at a location where wastewater can be disposed of in the correct manner. If this is not possible a suitable washing facility is to be developed on site in consultation with the ECO. Concrete must be mixed only in an area demarcated for this purpose, ideally on an impervious surface (e.g., cement mixing pit). Batching operations to take place in a designated area, which will be kept clean at all times. All concrete spilled outside this area, must be promptly removed by the Contractor and taken to a permitted waste disposal site. After all concrete mixing is complete; all waste concrete must be removed from the batching area and disposed of at an approved dumpsite. Ensure separation of clean and dirty water from batching plant. 	All Contractors	Throughout construction	Visual inspection and JW EO/ECO approval.	<ul style="list-style-type: none"> Number of incidents of batching outside works footprint. Contamination of water and soil; and Visible litter / waste on site.

DISCLAIMER

1.Should there be any other Environmental related activities issued as non-compliance during construction, the contractor is liable to comply with those requirements

2.Should the contractor deviate from the conditions and requirements of the EMP and/or Environmental Authorisation (if applicable), the contractor is liable for non-compliances, rectification and associated fines thereof

3. This EMP does not exempt the Contractor from complying with other relevant legislations related to the construction activities.



a world class African city



ENVIRONMENTAL MANAGEMENT PLAN

	<ul style="list-style-type: none"> • Storm water must not be allowed to flow through the batching area. Water laden with cement must be collected in a retention area for evaporation and not allowed to escape the batching area. • Operators must wear suitable safety clothing. • Wastewater from batching operations to be suitably disposed of. • Waste concrete and cement sludge to be removed on a regular basis (to prevent overflowing) and to be disposed of at a suitable facility. • Unused cement bags will be stored in an area not exposed to the weather and packed neatly to prevent hardening or leakage of cement. • Used cement bags will be stored so as to prevent windblown dust and potential water contamination. Used bags will be disposed of adequately at a licenced waste disposal facility. • Limit concrete batching to single sites where possible. • Concrete transportation will not result in spillage. • Cleaning of equipment and flushing of mixers will not result in pollution, with all contaminated wash water entering the wastewater collection system. • To prevent spillage onto roads, ready mix trucks will rinse off the delivery shoot into a suitable sump prior to leaving the site. The Contractor shall ensure such designated concrete wash bay area's/ sumps are created and that all concrete trucks delivering concrete to site first empty and clean their shoots at this point before leaving the site. The dried waste product shall be handled as construction rubble. 				
--	--	--	--	--	--

DISCLAIMER

1.Should there be any other Environmental related activities issued as non-compliance during construction, the contractor is liable to comply with those requirements

2.Should the contractor deviate from the conditions and requirements of the EMP and/or Environmental Authorisation (if applicable), the contractor is liable for non-compliances, rectification and associated fines thereof

3. This EMP does not exempt the Contractor from complying with other relevant legislations related to the construction activities.



a world class African city



ENVIRONMENTAL MANAGEMENT PLAN

		<ul style="list-style-type: none"> • Suitable screening and containment will be in place to prevent windblown contamination from cement storage, mixing, loading and batching operations. • All contaminated water and fines from exposed aggregate finishes will be collected and stored in sumps and will be adequately disposed of. • All visible remains of excess concrete will be physically removed on completion of the plastering or concrete pouring and disposed of in an acceptable manner. • Any spilled concrete to be cleaned up immediately. • In practice all wastes arising from construction activities are to be handled; transported and disposed of in accordance with the relevant regulations. All efforts should be made to minimise, reclaim or recycle waste, and failing that, dispose of it in a manner licensed by the government for that purpose. 				
Water Management	9	<ul style="list-style-type: none"> • Con serve water wherever possible (e.g., ensure that areas are not watered excessively, and all leaking pipes are replaced and repaired immediately). • Adequate erosion, runoff and sedimentation prevention, control and mitigation measures must be instituted at all sensitive areas, such as embankments, slopes, river crossings/watercourses/drainage lines, wetlands, when excavations or disturbance occurs within these areas, within the buffers, beds, and banks. • These control measures must include use of silt fences/traps, sandbags, retention of vegetation, berms, immediate replacement of vegetation. Additionally, reno mattresses, riprap, stone pitching, 	All Contractors	Throughout construction/post construction	Visual inspection	<ul style="list-style-type: none"> • Incidence of storm water contamination. • Visible leaks/ water wastage. • And Visible surface erosion.

DISCLAIMER

- 1.Should there be any other Environmental related activities issued as non-compliance during construction, the contractor is liable to comply with those requirements
- 2.Should the contractor deviate from the conditions and requirements of the EMP and/or Environmental Authorisation (if applicable), the contractor is liable for non-compliances, rectification and associated fines thereof
3. This EMP does not exempt the Contractor from complying with other relevant legislations related to the construction activities.



a world class African city



ENVIRONMENTAL MANAGEMENT PLAN

	<p>gabions, use of geotextiles) e.g., biojute must be used at the direction of the JW Engineer.</p> <ul style="list-style-type: none"> • Adequate sedimentation control measures must be instituted at any river crossings when excavations or disturbance of a riverbanks or riverbeds takes place. • Adequate sedimentation control measures must be implemented where excavations or disturbance of drainage lines of a wetland may take place. • All fuel, chemical, oil, etc. spills must be confined to areas where the drainage of water can be controlled. Use appropriate structures and methods to confine spillages such as the construction of berms and pans, or through the application of surface treatments that neutralise the toxic effects prior to the entry into a water course. • The drip trays and spill kits must be used to contain oil from spilling into the water. Ensure adequate drip trays are available. • During construction through a wetland or watercourse, the majority of the flow of the wetland should be allowed to pass downstream. • Vehicular traffic across wetland and watercourse areas must be avoided. • No dumping of foreign material in streams, rivers and/or wetland areas is allowed. • The wetland area and/or river must not be drained, filled or altered in any way including alteration of a bed and/or, banks, without prior consent from the DWS. The necessary licenses must be obtained in terms of Section 21 and 22 of the National Water Act, 36 of 1998 from DWS. • No fires or open flames are allowed in the vicinity of the wetland, especially during the dry season. 			
--	--	--	--	--

DISCLAIMER

- 1.Should there be any other Environmental related activities issued as non-compliance during construction, the contractor is liable to comply with those requirements
- 2.Should the contractor deviate from the conditions and requirements of the EMP and/or Environmental Authorisation (if applicable), the contractor is liable for non-compliances, rectification and associated fines thereof
3. This EMP does not exempt the Contractor from complying with other relevant legislations related to the construction activities.



a world class African city



ENVIRONMENTAL MANAGEMENT PLAN

		<ul style="list-style-type: none"> No swimming, washing (including vehicles and equipment), fishing or related activity is permitted in a wetland or river. Disturbances to nesting, breeding and roaming sites of animals in or adjacent to wetland areas must be minimized. Portable Water shall be the last resort info dust suppression on site. 				
Air Pollution	10	<ul style="list-style-type: none"> Speed limits must be implemented in all areas, including public roads and private property to limit the levels of dust pollution. Dust must be suppressed on access roads and construction sites during dry periods by the regular application of water or a biodegradable soil stabilisation agent. Water used for this purpose must be used in quantities that must not result in the generation of run-off. Where possible the use of potable water should be minimised for dust suppression purposes, preferably recycled or reused water. The site-specific investigation will quantify the impact of dust on nearby wetlands, rivers and dams in terms of sedimentation. Mitigation measures identified during the site-specific study must be implemented. The Contractor must notify the principal of all schools within 50m of the site of proposed activities. The principal must in turn ensure that children with allergies and respiratory ailments take the necessary precautionary measures during the construction period. The Contractor must ensure that construction activities do not disturb school 	All Contractors	Throughout construction	Visual inspection	<ul style="list-style-type: none"> Visible air pollution.

DISCLAIMER

1.Should there be any other Environmental related activities issued as non-compliance during construction, the contractor is liable to comply with those requirements

2.Should the contractor deviate from the conditions and requirements of the EMP and/or Environmental Authorisation (if applicable), the contractor is liable for non-compliances, rectification and associated fines thereof

3. This EMP does not exempt the Contractor from complying with other relevant legislations related to the construction activities.



a world class African city



ENVIRONMENTAL MANAGEMENT PLAN

		<p>activities e.g., dust clouds may reduce visibility affecting sports activities.</p> <ul style="list-style-type: none"> Waste must be disposed of, as soon as possible at a municipal transfer station, skip or on a permitted landfill site. Waste must not be allowed to stand on site to decay, resulting in malodours. Noise control measures must be implemented. All noise levels must be controlled at the source. All employees must be given the necessary ear protection gear. IAP's must be informed of the excessive noise factors. The Contractor must inform all adjacent landowners of any after-hour construction activities and any other activity that could cause a nuisance e.g., the application of chemicals to the work surface. Normal working hours must be clearly indicated to adjacent landowners. No loud music is allowed on site and in construction camps. No fires are allowed if smoke from such fires will cause a nuisance to IAPs. 				
Social and cultural	11	<ul style="list-style-type: none"> Access by non-construction people onto any construction sites must be restricted. The Contractors activities and movement of staff must be restricted to designated construction areas only. The Contractors crew must be easily identifiable due to clothing, identification cards or other methods. Rapid migration of job seekers could lead to squatting and social conflict with resident communities and increase in social pathologies if not properly addressed. The Contractor must ensure that signs indicating the availability of jobs are installed. 	All Contractors	Throughout construction	Visual inspection	<ul style="list-style-type: none"> Community complaints. Complaints register. Daily environmental inspection

DISCLAIMER

1.Should there be any other Environmental related activities issued as non-compliance during construction, the contractor is liable to comply with those requirements

2.Should the contractor deviate from the conditions and requirements of the EMP and/or Environmental Authorisation (if applicable), the contractor is liable for non-compliances, rectification and associated fines thereof

3. This EMP does not exempt the Contractor from complying with other relevant legislations related to the construction activities.



a world class African city



ENVIRONMENTAL MANAGEMENT PLAN

	<ul style="list-style-type: none"> • Criteria for selection and appointment (by the Contractor) of construction labour must be established to allow for preferential employment of local communities. The Local Authority must be actively involved in the process of appointing temporary labourers. • Sub-Contractors and their employees must comply with all the requirements of this document and supporting documents e.g., the Contract document that applies to the Contractor. Absence of specific reference to the sub-contractor in any specification does not imply that the sub-contractor is not bound by this document. • No member of the construction workforce is allowed to wander around private property, except within the immediate surroundings of the site. • The Contractor must provide suitable sanitation facilities for site staff. Sanitation provided during the construction phase should be managed so that it does not cause environmental health problems. The use of the surrounding veld for toilet purposes is not permitted under any circumstance. • The Contractor must arrange for all his employees and those of his sub-contractors to be informed of the findings of the environmental report before the commencement of construction to ensure: <ul style="list-style-type: none"> • A basic understanding of the key environmental features of the work site and environments, and • Familiarity with the requirements of this document and the site-specific report. • Supervisory staff of the Contractor or his sub-contractors must not direct any person to undertake any activities which would place such person in 				
--	---	--	--	--	--

DISCLAIMER

1.Should there be any other Environmental related activities issued as non-compliance during construction, the contractor is liable to comply with those requirements

2.Should the contractor deviate from the conditions and requirements of the EMP and/or Environmental Authorisation (if applicable), the contractor is liable for non-compliances, rectification and associated fines thereof

3. This EMP does not exempt the Contractor from complying with other relevant legislations related to the construction activities.



a world class African city



ENVIRONMENTAL MANAGEMENT PLAN

		<p>contravention of the specifications of this document endanger his/her life or cause him/her to damage the environment.</p> <ul style="list-style-type: none"> The demand for construction materials and supplies will have an effect on the local economy. This impact can be optimised by sourcing and purchasing materials locally and regionally wherever possible, insofar as the material complies with the design specification. The Contractor must maintain a detailed complaints register. This must be forwarded, together with solutions, to the authorities when requested. 				
Aesthetics	12	<ul style="list-style-type: none"> Scenic Quality Damage to the natural environment must be minimized. The contractor may not remove any trees. If trees are in the way of the pipe route or with the development sites, the contractor must inform the environmental section who will then liaise with city parks for permission or recommendation. Trees and tall woody shrubs must be protected from damage to provide a natural visual shield. Excavated material must not be placed on such plants and movement across them must not be allowed, as far as practical. The clearing of all sites must be kept to a minimum and surrounding vegetation must, as far as possible, be left intact as a natural shield. No painting or marking of natural features must be allowed. Above-ground Structures (reservoirs, water hammer tanks, valve chambers, pump stations etc.) 	All Contractors	Throughout construction	<ul style="list-style-type: none"> Visual inspection. Way-leaves 	<ul style="list-style-type: none"> Daily inspection Environmental incident.

DISCLAIMER

1.Should there be any other Environmental related activities issued as non-compliance during construction, the contractor is liable to comply with those requirements

2.Should the contractor deviate from the conditions and requirements of the EMP and/or Environmental Authorisation (if applicable), the contractor is liable for non-compliances, rectification and associated fines thereof

3. This EMP does not exempt the Contractor from complying with other relevant legislations related to the construction activities.



a world class African city



ENVIRONMENTAL MANAGEMENT PLAN

		<ul style="list-style-type: none"> All above ground structures should be located in areas where the visual impact from roads, houses etc. is minimised. All above ground structures could be treated or painted to blend in with the natural environment. Cut and fill areas, river and stream crossings and other soil stabilisation works must be constructed to blend in with the natural environment. Natural outcrops, rocky ridges and other natural linear features must not be bisected. Vegetation on such features must, as far as possible, not be cut unless absolutely necessary for construction. Excavated material must be flattened (not compacted) or removed from site. No heaps of spoil material must be left on site once the Contractor has moved to a new construction site. Any complaints from IAP's regarding the appearance of the construction site must be recorded and addressed promptly by the Contractor. 				
Fauna and Flora	13	<p>Flora</p> <ul style="list-style-type: none"> All suitable and rare flora and seeds must be rescued and removed from the site. They must be suitably stored, for future use in rehabilitation. The felling and/or cutting of trees and clearing of bush must be minimised. Bush must only be cleared to provide essential access for construction purposes. The spread of alien vegetation must be minimized. Any incident of unauthorised removal of plant material, as well as accidental damage to priority plants, must be documented by the Contractor. Woody vegetative matter stripped during construction must either be spread randomly 	All Contractors	Throughout construction	<ul style="list-style-type: none"> Visual inspection Way-leave from City Parks. Biodiversity permit from Gauteng Department of Rural and Development 	<ul style="list-style-type: none"> Environmental incident register Daily inspection Number of environmental incidents. Fauna and flora removal and relocation register

DISCLAIMER

1.Should there be any other Environmental related activities issued as non-compliance during construction, the contractor is liable to comply with those requirements

2.Should the contractor deviate from the conditions and requirements of the EMP and/or Environmental Authorisation (if applicable), the contractor is liable for non-compliances, rectification and associated fines thereof

3. This EMP does not exempt the Contractor from complying with other relevant legislations related to the construction activities.



a world class African city



ENVIRONMENTAL MANAGEMENT PLAN

		<p>throughout the surrounding veld to provide biomass for other micro-organisms and habitats for small mammals and birds, or it may be stockpiled for later redistribution over the reinstated top soiled surface. No vegetative matter must be burnt or removed for firewood other than those removed during the grubbing and clearing phase. Such vegetation can be made available to the local inhabitants to be used as firewood.</p> <ul style="list-style-type: none"> No tree outside the footprint of the Works area must be damaged. <p>Fauna</p> <ul style="list-style-type: none"> No species of animal may be poached, snared, hunted, captured, or wilfully damaged or destroyed. Snakes and other reptiles that may be encountered on the construction site must not be killed unless the animal endangers the life of an employee. Anthills and/or termite nests that occur must not be disturbed unless it is unavoidable for construction purposes. Disturbances to nesting sites of birds must be minimized. The Contractor must ensure that the work site is kept clean and free from rubbish, which could attract pests. 				
Infrastructure	14	<ul style="list-style-type: none"> The relevant authorities must be notified of any interruptions of services, especially the Local Municipality, National Road Agency, Transnet, TELKOM, and ESKOM. In addition, care must be taken to avoid damaging major and minor pipelines and other services. The integrity of property fences must be maintained. 	All Contractors	Throughout construction	<ul style="list-style-type: none"> Visual inspection Wayleaves from different entities. 	<ul style="list-style-type: none"> Incident register. Permit/ Way-leave register Complaints register.

DISCLAIMER

1.Should there be any other Environmental related activities issued as non-compliance during construction, the contractor is liable to comply with those requirements

2.Should the contractor deviate from the conditions and requirements of the EMP and/or Environmental Authorisation (if applicable), the contractor is liable for non-compliances, rectification and associated fines thereof

3. This EMP does not exempt the Contractor from complying with other relevant legislations related to the construction activities.



a world class African city



ENVIRONMENTAL MANAGEMENT PLAN

		<ul style="list-style-type: none"> No telephone lines must be dropped during the construction operations, except where prior agreement by relevant parties is obtained. All crossings must be protected, raised or relocated as necessary. All complaints and/or problems related to impacts on man-made facilities and activities must be promptly addressed by the Contractor and documented. Proper storage facilities should be provided for the storage of oils, grease, fuels, chemicals and hazardous materials. The Contractor must ensure that accidental spillage does not pollute soil and water resources. Fuel stock reconciliation must be done on all underground tanks to ensure no loss of oil, which could pollute groundwater resources. Cement must be stored and mixed on an impermeable surface. The Contractor shall ensure that existing services (e.g., roads, pipelines, and power lines and telephone services) are not damaged or disrupted unless required by the contract and with the permission of the RE. The Contractor shall be responsible for the repair and reinstatement of any existing infrastructure that is damaged or services which are interrupted. A time limit for the repairs may be stipulated by the RE in consultation with the Contractor. 				
Blasting	15	<ul style="list-style-type: none"> Blasting must not endanger public or private property. Noise mufflers and/or soft explosives must be used to minimize the impact on animals. 	All Contractors	Throughout construction	Visual inspection/ Engineer report	<ul style="list-style-type: none"> Incident register. Complaints register.

DISCLAIMER

1.Should there be any other Environmental related activities issued as non-compliance during construction, the contractor is liable to comply with those requirements

2.Should the contractor deviate from the conditions and requirements of the EMP and/or Environmental Authorisation (if applicable), the contractor is liable for non-compliances, rectification and associated fines thereof

3. This EMP does not exempt the Contractor from complying with other relevant legislations related to the construction activities.



a world class African city



ENVIRONMENTAL MANAGEMENT PLAN

		<ul style="list-style-type: none"> All the provisions of the Explosives Act, 26 of 1956 and the Minerals Act, 50 of 1991 must be complied with. The Contractor must take measures to limit fly rock. Certificate of competence. In file Blasting permit must be obtained from the South African police station issued in terms of section 9 of explosive Act, Act 26 of 1956) prior blasting. Method statement for drilling and blasting (NB: Submitted for acceptance before any works) in file Provide the MSDS's for the chemicals are to be used. Proof of notification to the affected community. The Appropriate PPE. 				<ul style="list-style-type: none"> Permit register.
Workshops, storage areas and materials handling	16	<ul style="list-style-type: none"> These areas shall be chosen so as to cause the least impact on the biophysical and social elements of the area. The siting of workshops, maintenance and refuelling sites and materials storage areas shall not be in the vicinity of sensitive sites e.g., wetlands, cultivated fields or drainage lines, or where local landowners can be disturbed. Storm water shall be diverted around the storage area. Storm water falling on the storage area shall be discharged if it meets the required water quality standards. Proper storage facilities, placed on an impermeable surface, shall be provided for the storage of oils, grease, fuels, chemicals, and other hazardous materials to be used during the construction phase of the project. If fuel is required on site, it shall be stored in a secure area in a steel tank supplied and 	All Contractors	Throughout Construction	<ul style="list-style-type: none"> Visual inspection Method statement for handling hazardous substances. MSDS 	<ul style="list-style-type: none"> Hazardous substances register. MSDS file Spill register Incident register.

DISCLAIMER

1.Should there be any other Environmental related activities issued as non-compliance during construction, the contractor is liable to comply with those requirements

2.Should the contractor deviate from the conditions and requirements of the EMP and/or Environmental Authorisation (if applicable), the contractor is liable for non-compliances, rectification and associated fines thereof

3. This EMP does not exempt the Contractor from complying with other relevant legislations related to the construction activities.



a world class African city



ENVIRONMENTAL MANAGEMENT PLAN

	<p>maintained by the fuel suppliers. Leakage of fuel shall be avoided.</p> <ul style="list-style-type: none"> • An adequate bund wall, 110% of volume, shall be provided for fuel and diesel areas to accommodate any spillage or overflow from these substances. The area inside the bund wall shall be lined with an impervious lining to prevent infiltration of the fuel into the soil. • In addition, hazard signs indicating the nature of the stored materials shall be displayed on the storage facility or container and Material Safety Data Sheets (MSDS's) will be made available for all hazardous chemicals. Before containers or storage facilities are erected, emergency procedures in the event of misuse or spillage that may negatively affect an individual or the environment will be in place. • The storage facilities (including any tanks) shall be surrounded by a bund wall, in order to ensure that accidental spillage does not pollute local soil or water resources. • The storage areas shall not be utilised for accommodation purposes and shall be access controlled. • The storage area shall be kept tidy, and the area shall be rehabilitated after use. • An inventory of any hazardous chemicals/substances (including that within equipment) kept on site, along with a description of possible ill effects and treatment of health-related afflictions resulting from accidents, shall be kept in the storage area as well as by the appropriate manager. These areas shall be securely fenced. 				
--	--	--	--	--	--

DISCLAIMER

1.Should there be any other Environmental related activities issued as non-compliance during construction, the contractor is liable to comply with those requirements

2.Should the contractor deviate from the conditions and requirements of the EMP and/or Environmental Authorisation (if applicable), the contractor is liable for non-compliances, rectification and associated fines thereof

3. This EMP does not exempt the Contractor from complying with other relevant legislations related to the construction activities.



a world class African city



ENVIRONMENTAL MANAGEMENT PLAN

	<ul style="list-style-type: none"> • Gas welding cylinders and LPG cylinders shall be stored in a secure, well-ventilated area. • A notice board with the contact details of the responsible party shall be displayed at the gate to the storage area. • The contractor shall ensure that any delivery drivers are informed of all procedures and restrictions required to comply with the EMP. Someone with an adequate understanding of the CEMP shall supervise drivers during delivery and off-loading. • All vehicles and machinery will be inspected for any leaks or malfunctions regularly. Vehicle servicing or repairs is prohibited from site, unless in an emergency. • Drip trays shall be inspected and emptied daily and serviced when necessary. In particular drip trays shall be closely monitored during rain events to ensure that they do not overflow. The contents must be disposed of at a recognised site. • All repairs done on machinery using hydrocarbons as fuels or lubricants shall have a drip tray placed strategically to avoid incidental spillage. • Workers shall be made aware of the health risks associated with any hazardous substances used (e.g., smoking near refuelling depots), and shall be provided with appropriate protective clothing / equipment in case of spillages or accidents. • Cement and other potential environmental pollutants shall be stored and mixed on plastic sheeting or ready-mix trucks shall be used. There shall be no opportunity for environmental contamination. 				
--	---	--	--	--	--

DISCLAIMER

- 1.Should there be any other Environmental related activities issued as non-compliance during construction, the contractor is liable to comply with those requirements
- 2.Should the contractor deviate from the conditions and requirements of the EMP and/or Environmental Authorisation (if applicable), the contractor is liable for non-compliances, rectification and associated fines thereof
3. This EMP does not exempt the Contractor from complying with other relevant legislations related to the construction activities.



a world class African city



ENVIRONMENTAL MANAGEMENT PLAN

		<ul style="list-style-type: none"> • Workshop areas shall be monitored for oil and fuel spills and such spills shall be cleaned and remediate to the satisfaction of the EO. • The Contractor shall be in possession of an emergency spill kit that must be always complete and available on site. 				
Waste Management	17	<p>Methods for waste management and waste minimisation shall be implemented from the outset of the contract as per the Waste Management Plan to be submitted to Client. All personnel shall be instructed to dispose of all waste in the proper manner. A waste avoidance and minimisation approach will be encouraged for the duration of the project. The following steps in order will be applied.</p> <ul style="list-style-type: none"> • Prevention – avoid and minimise waste • Recycle – reuse and recover all general waste • Treat – treatment to reduce toxicity reduce waste quantities • Dispose – waste removal into a registered landfill facility <p>Solid waste</p> <p>Waste with the potential for market re-use will be stored in separate containers, this includes, scrap metal, used tyres and paper. This waste will be recycled wherever possible. Solid waste shall be temporarily stored in tip – poof metal drums or waste skips at an approved area on site for collection and disposal. This area shall be away from drainage lines or water courses.</p> <ul style="list-style-type: none"> • All general waste drums or skips will be appropriately labelled GENERAL WASTE 	All Contractors	Throughout Construction	<ul style="list-style-type: none"> • Visual inspection/Environmental inspection checklist. • Legal Documents: Transport certificate obtained from GDARD for transporting general or hazardous waste. • Transport certificate obtained from City of Johannesburg for transporting general waste within COJ. • Waste manifest/ 	<ul style="list-style-type: none"> • Littering • Soil contamination • Water pollution.

DISCLAIMER

1.Should there be any other Environmental related activities issued as non-compliance during construction, the contractor is liable to comply with those requirements

2.Should the contractor deviate from the conditions and requirements of the EMP and/or Environmental Authorisation (if applicable), the contractor is liable for non-compliances, rectification and associated fines thereof

3. This EMP does not exempt the Contractor from complying with other relevant legislations related to the construction activities.



a world class African city



ENVIRONMENTAL MANAGEMENT PLAN

	<ul style="list-style-type: none"> • A refuse control system shall be established for the collection and removal of refuse to the satisfaction of Client and ECO. • No waste shall be burned at the site offices or anywhere else on the site. • All building rubble shall be a) removed from the site and disposed of at an appropriate dumping site, or b) temporarily stored in a clearly demarcated area on site for future use. • All waste shall be disposed at an appropriate waste disposal facility. <p>Litter</p> <ul style="list-style-type: none"> • No littering by construction workers shall be allowed. During the construction period, the facilities shall be maintained in a neat and tidy condition and the site shall be kept free of litter. • Measures shall be taken to reduce the potential for litter and negligent behaviour with regard to the disposal of all refuse. • Littering, discarding or burying of any materials shall not be allowed on site. <p>Hazardous waste</p> <ul style="list-style-type: none"> • Hazardous waste shall be temporarily stored in tip – poof metal drums or waste skips at an approved area on site for collection and disposal. This area shall be away from drainage lines or water courses. • All hazardous waste drums or skips will be appropriately labelled. 			waste disposal certificate/ weighbridge slip.	
--	--	--	--	---	--

DISCLAIMER

- 1.Should there be any other Environmental related activities issued as non-compliance during construction, the contractor is liable to comply with those requirements
- 2.Should the contractor deviate from the conditions and requirements of the EMP and/or Environmental Authorisation (if applicable), the contractor is liable for non-compliances, rectification and associated fines thereof
3. This EMP does not exempt the Contractor from complying with other relevant legislations related to the construction activities.



a world class African city



ENVIRONMENTAL MANAGEMENT PLAN

	<ul style="list-style-type: none"> Hazardous waste must not be temporary stored on site for a period exceeding 90 days as per the National Environmental Management Waste Act (Act 59 of 2008) as amended in 2014) (Schedule 19 (2)). <p>HAZARDOUS WASTE.</p> <ul style="list-style-type: none"> Hazardous waste such as bitumen, tar and oil shall be disposed of at a registered waste disposal facility. Special care shall be taken to avoid spillage of tar products such as tar prime or pre-coating fluid to avoid water-soluble phenols from entering the ground or contaminating water. All used filter materials shall be stored in a secure bin for disposal off site. Any contaminated soil shall be removed and replaced with clean soil. Soil contaminated by oils and lubricants shall be collected and disposed of at a facility designated by the local authority to accept contaminated materials. Used oil, lubricants, and cleaning materials from the maintenance of vehicles and machinery shall be collected in a holding tank and returned to the supplier. Water and oil shall be separated in an oil trap. Oils collected in this manner shall be retained in a safe holding tank and removed from site by a specialist oil recycling company for disposal at an approved hazardous waste disposal site. Oil collected by a mobile servicing unit shall be stored in the service unit's sludge tank and discharged into the safe holding tank for collection by the specialist oil recycling company. Sludge should be managed in accordance with the Sludge Guideline 2010. 				
--	--	--	--	--	--

DISCLAIMER

1.Should there be any other Environmental related activities issued as non-compliance during construction, the contractor is liable to comply with those requirements

2.Should the contractor deviate from the conditions and requirements of the EMP and/or Environmental Authorisation (if applicable), the contractor is liable for non-compliances, rectification and associated fines thereof

3. This EMP does not exempt the Contractor from complying with other relevant legislations related to the construction activities.



a world class African city



ENVIRONMENTAL MANAGEMENT PLAN

	<ul style="list-style-type: none"> • Sludge should be kept only at the drying bed and no sludge should be stored at a permeable ground or natural ground. • Hazardous waste shall be disposed of at a registered hazardous waste disposal site, disposal certificates shall be kept in the site file for record. <p>Medical Waste</p> <ul style="list-style-type: none"> • All medical waste will be contained in the special bins provided. All sharp needles must be separated from other medical waste, • All outdated and disused medicines will be disposed of as a hazardous medical waste or returned to the supplier for disposal. (Tablets and syrups will be crushed and/or dissolved before disposal as hazardous waste), • Medical waste used on personnel coming for treatment at the clinic are to be placed on a demarcated container storage room, • The Occupational Health Nurse (OHN) will notify a service provider for removal of the medical waste prior exceeding 90 days. • The service provider to provide Waste Manifest as well as the Safe Disposal Certificate, to the OHN who will maintain the copies of the waste manifest and safe disposal certificate. • The OHN will arrange for an approved hazardous waste disposal company to collect and dispose of this medical waste. The OHN is responsible for and authorised to keep all records in connection herewith (disposal certificates). 				
--	--	--	--	--	--

DISCLAIMER

1.Should there be any other Environmental related activities issued as non-compliance during construction, the contractor is liable to comply with those requirements

2.Should the contractor deviate from the conditions and requirements of the EMP and/or Environmental Authorisation (if applicable), the contractor is liable for non-compliances, rectification and associated fines thereof

3. This EMP does not exempt the Contractor from complying with other relevant legislations related to the construction activities.



a world class African city



ENVIRONMENTAL MANAGEMENT PLAN

Ablution facilities	18	<ul style="list-style-type: none"> • Provide ablution facilities (i.e., chemical toilets) for all site staff at a ratio of 1 toilet per 15 workers (absolute minimum 1:25). • Secure all temporary/portable toilets to the ground within the Site Camp to the satisfaction of JW EO/ECO to prevent them toppling due to wind or any other cause. • Maintain toilets in a hygienic state (i.e., toilet dispensers to be provided, toilets to be cleaned and serviced regularly (by registered appropriate waste contractor), and toilets to be emptied before long weekends and builders' holidays). • Remove/ appoint an appropriate supplier to remove accumulations of chemicals and treated sewage from the site and dispose of at an approved waste disposal site or sewage plant. • Ensure that no spillages occur when the toilets are cleaned or emptied. Repeated incidents of spillage of chemicals and or waste (i.e., more than one incident), will require toilets to be placed on a solid base with a sump. • Ablution facilities must be located at least 50m from any watercourse. • Ablution facilities shall be provided on site. • The positioning of the ablution facilities shall be done in consultation with Client and shall be placed so that it cannot contaminate the natural streams and rivers. One toilet shall be provided per 10 staff members on site. Toilets shall be positioned within walking distance of wherever employees are employed on the site. Toilets shall be provided with locks and doors shall be secured to prevent the toilets from blowing over. 	All Contractors	Throughout construction	<ul style="list-style-type: none"> • Visual inspection • Records of waste manifest/disposal certificates/ weighbridge slip 	<ul style="list-style-type: none"> • Incidence of staff not using Facilities • Incidence of pollution
----------------------------	-----------	--	-----------------	-------------------------	--	---

DISCLAIMER

1.Should there be any other Environmental related activities issued as non-compliance during construction, the contractor is liable to comply with those requirements

2.Should the contractor deviate from the conditions and requirements of the EMP and/or Environmental Authorisation (if applicable), the contractor is liable for non-compliances, rectification and associated fines thereof

3. This EMP does not exempt the Contractor from complying with other relevant legislations related to the construction activities.



a world class African city



ENVIRONMENTAL MANAGEMENT PLAN

	<ul style="list-style-type: none"> • The toilets shall be placed outside of areas susceptible to flooding. • Chemical toilets shall be serviced regularly by an authorised service provider and removed to a registered wastewater treatment works and disposal certificates shall be obtained from the waste disposal facility for each disposal and retained on site. • Polluted run-off must be discharged in the local sewerage main and not overland or into public streams. In instances where a sewerage main is not available, polluted run-off will be collected in sub-surface tanks and a reputable effluent removal contractor will be contracted to dispose of the waste in an environmentally acceptable manner. Official documentation shall be obtained from the waste disposal facility for each disposal and retained on site. • Toilets situated close to the site boundaries or within sight of residential areas shall be hidden behind screens or other cover as approved by the Engineer. • Discharge of waste from toilets into the environment and burial of waste is strictly prohibited. • Only flushable toilets should be utilised on site. • If the Ablution facilities are to be connected to the Municipal sewer line, method statement and a letter for municipal tax and rates should be submitted to JW Environmental section and responsible Depot for approval. • A letter or agreement for disposing waste must be obtained from the applicable WWTW; this must be provided by service provider. Waste manifests, disposal certificates and service certificates are 				
--	--	--	--	--	--

DISCLAIMER

- 1.Should there be any other Environmental related activities issued as non-compliance during construction, the contractor is liable to comply with those requirements
- 2.Should the contractor deviate from the conditions and requirements of the EMP and/or Environmental Authorisation (if applicable), the contractor is liable for non-compliances, rectification and associated fines thereof
3. This EMP does not exempt the Contractor from complying with other relevant legislations related to the construction activities.



a world class African city



ENVIRONMENTAL MANAGEMENT PLAN

		<p>required; these must be provided by service provider.</p> <ul style="list-style-type: none"> The contractor shall not appoint service providers who do not have registration certificates with GDARD and CoJ for transporting hazardous (and general waste), and copies of permits for landfills, and agreement letter from WWTW, to be used for disposals. The contractors themselves are encouraged to register as general and hazardous waste transporters, and open accounts with Pikitup, so disposal slips may be obtained. 				
Access road and traffic control	19	<p>Access Roads</p> <ul style="list-style-type: none"> The Contractor and the affected landowner must collaborate on the planning and construction of new access routes and the repair or upgrading of existing routes. Access to the site must be controlled such that only vehicles and persons directly associated with the work gains access to the site. Temporary access roads must not be opened until required and must be restored to its former state as soon as the road is no longer needed. <p>Traffic Control</p> <ul style="list-style-type: none"> All reasonable precautions must be taken during construction to avoid severely interrupting the traffic flow on existing roads, especially during peak periods. Before any work can start the Local Traffic, Department must be consulted about measures to be taken regarding pedestrian and vehicular traffic control and obtain proper road signage's 	All Contractors	Throughout construction	<ul style="list-style-type: none"> Method statement for access road and traffic control. Way-leave 	<ul style="list-style-type: none"> Daily Inspection checklist. Environmental incident. Incident register.

DISCLAIMER

1.Should there be any other Environmental related activities issued as non-compliance during construction, the contractor is liable to comply with those requirements

2.Should the contractor deviate from the conditions and requirements of the EMP and/or Environmental Authorisation (if applicable), the contractor is liable for non-compliances, rectification and associated fines thereof

3. This EMP does not exempt the Contractor from complying with other relevant legislations related to the construction activities.



a world class African city



ENVIRONMENTAL MANAGEMENT PLAN

Electrical	20	<ul style="list-style-type: none"> Measures must be taken during thunderstorms to protect workers and equipment from lightning strikes. All tall structures must be properly earthed and protected against lightning strikes. 	All Contractors	Throughout construction	<ul style="list-style-type: none"> Permit OHS approval letter Wayleave 	<ul style="list-style-type: none"> Approval letter Electrical certificate
Development Footprint	21	<ul style="list-style-type: none"> The development footprints and disturbed areas surrounding the proposed project infrastructure should be kept at minimum as possible and the areas cleared of natural vegetation and topsoil must be kept to a minimum. The extent of all development footprint areas and permanent/ temporary structures must be limited to what is essential. As far as possible, existing roads are to be utilised, to limit cumulative impacts from roads and traffic. The height of any temporary structures such as topsoil stockpiles should be kept as low as possible below 1m. 	All Contractors	Throughout construction	<ul style="list-style-type: none"> Agreement letter. Wayleave 	<ul style="list-style-type: none"> Incident register. Complaints register.
Fire Prevention	22	<ul style="list-style-type: none"> The Contractor must take all the necessary precautions to protect the materials on site and to avoid veld fires. No fires or open flames are allowed on site unless directly used for construction purposes, Review all SANS standards relating to fire precautions and fire control namely, SANS 0131-3 Section 8 and SANS 089-1 or as amended. The Contractor must have fire-fighting equipment and a first aid box available on site and on all vehicles working on site. All waste bins must be kept away from fuel tank installations. 	All Contractors	Throughout construction	<ul style="list-style-type: none"> Visual inspection Emergency Response Plan. 	<ul style="list-style-type: none"> Fire extinguisher inspection checklist. Incident register Mock drill report.

DISCLAIMER

1.Should there be any other Environmental related activities issued as non-compliance during construction, the contractor is liable to comply with those requirements

2.Should the contractor deviate from the conditions and requirements of the EMP and/or Environmental Authorisation (if applicable), the contractor is liable for non-compliances, rectification and associated fines thereof

3. This EMP does not exempt the Contractor from complying with other relevant legislations related to the construction activities.



a world class African city



ENVIRONMENTAL MANAGEMENT PLAN

		<ul style="list-style-type: none"> All fuel tanks must be installed above ground, depending on the volume of stored fuel, for easy detection of fuel leaks. Any welding or other sources of heating of materials must be done in a controlled environment, wherever possible and under appropriate supervision, in such a manner as to minimise the risk of veld fires and/or injury to staff. Fires lit for comfort (warmth) must be actively discouraged by the Contractor, due to the risk of veld fires and the risk to adjacent properties. Also, no waste material must be burnt. 				
Noise Pollution	23	<ul style="list-style-type: none"> Temporary noise pollution due to construction works should be controlled by proper maintenance of equipment and vehicles and tuning of engines and mufflers. Construction works should be completed in as short a period as possible by assigning qualified engineers and foremen. It is the responsibility of the Contractor to monitor for the mitigation of such impacts. Noise problems should be reduced to normally acceptable levels by incorporating low-noise equipment in the design and/or locating such mechanical equipment in properly acoustically lined buildings or enclosures. In the presence of adequate buffer zones between the facility and residential areas, noise control measures must be minimized. 	All Contractors	Throughout Construction	Random noise measurements	<ul style="list-style-type: none"> Results of random noise measurements Number of registered complaints
Complaints	24	<p>Maintain complaints register for all complaints. The register must list:</p> <ul style="list-style-type: none"> Complainant name and contact details. Date complaint was lodged. Person who recorded the complaint. Nature of the complaint. 	All Contractors	Throughout construction	Complaints register	<ul style="list-style-type: none"> Availability of register on site Designated person to maintain register

DISCLAIMER

1.Should there be any other Environmental related activities issued as non-compliance during construction, the contractor is liable to comply with those requirements

2.Should the contractor deviate from the conditions and requirements of the EMP and/or Environmental Authorisation (if applicable), the contractor is liable for non-compliances, rectification and associated fines thereof

3. This EMP does not exempt the Contractor from complying with other relevant legislations related to the construction activities.



a world class African city



ENVIRONMENTAL MANAGEMENT PLAN

		<ul style="list-style-type: none"> • Actions taken to investigate the complaint and outcome of the investigation. • Action taken to remedy the situation. • Date on which feedback was provided to complainant. 				<ul style="list-style-type: none"> • Complaints logged • Complaints followed up and Closed out.
Housekeeping	25	<ul style="list-style-type: none"> • All construction and operational areas must be kept in a neat and orderly condition at all times. • An efficient removal system of waste and rubble must be ensured during all development phases. • All operational facilities, including vehicles, should be actively maintained. • Any areas for material storage, waste sorting and other potentially intrusive activities must be screened from view as far as considered feasible. • Regularly inspect all construction machinery and holding tanks for leaks or damages. • Place generators on drip trays. • Repair any defects as soon as possible. In the case of leaks, ensure that the leaking water or effluent is captured and not released into the environment. • Service and refuel equipment that uses hydrocarbon fuels, oils, lubricants, and other hazardous chemicals at the designated area at the Site Camp only under conditions approved by JW EO/ECO • Ensure that absorbent pads (or equivalent) and/ or drip trays are available to collect any oil, fluid, etc. in the case of a breakdown or emergency repair outside the designated area. Keep a copy of fuels and hazardous substance inventory on site. • Keep spill containment and clean-up equipment at all work sites and for all polluting materials used at the site. 	All Contractors	Throughout	Visual inspection of site camp/ construction site	Regular inspection reports by SHE Officer and JW EO

DISCLAIMER

- 1.Should there be any other Environmental related activities issued as non-compliance during construction, the contractor is liable to comply with those requirements
- 2.Should the contractor deviate from the conditions and requirements of the EMP and/or Environmental Authorisation (if applicable), the contractor is liable for non-compliances, rectification and associated fines thereof
3. This EMP does not exempt the Contractor from complying with other relevant legislations related to the construction activities.



a world class African city



ENVIRONMENTAL MANAGEMENT PLAN

		<ul style="list-style-type: none"> Prevent discharge of any hazardous substances or pollutants, such as cements, concrete, chemicals, and other contaminated wastewater and fuels into the ground, surface, or storm water systems on site. Control litter and keep construction areas as clean and neat as possible. 				
Transportation and refuelling	26	<ul style="list-style-type: none"> Undertake regular maintenance of vehicles and machinery to identify and repair minor leaks and prevent equipment failures. Undertake any on-site refuelling and maintenance of vehicles/machinery in designated areas. Line these areas with an impermeable surface and install oil traps. Ensure that oils and lubricants used for maintenance of equipment in the field are correctly contained. Use appropriately sized drip trays for all refuelling and/or repairs done on machinery – ensure these are strategically placed to capture any spillage of fuel, oil, etc. Use drip trays under all equipment and plants that are parked overnight or for long periods. Store and handle fuels, oils and chemicals so as to avoid the risk of spillage, i.e., in waterproof and impervious 	All Contractors	Throughout Construction	Visual inspection of vehicles, barges, machinery and refuelling / maintenance areas	<ul style="list-style-type: none"> Incidence of non-compliance Incidence of leaks and spills Cost of cleaning up spills
Safety and Security	27	<ul style="list-style-type: none"> Do not allow any open fires on the site. Do not allow smoking on the site except within designated areas. Suitable fire-fighting equipment must be readily available in these areas. Equip all fuel stores and waste storage areas with fire extinguishers. 	All Contractors	Throughout construction	<ul style="list-style-type: none"> Inspect attendance register for training sessions Inspect fire extinguishers 	<ul style="list-style-type: none"> Number of fire incidents Certified extinguishers in appropriate locations

DISCLAIMER

1.Should there be any other Environmental related activities issued as non-compliance during construction, the contractor is liable to comply with those requirements

2.Should the contractor deviate from the conditions and requirements of the EMP and/or Environmental Authorisation (if applicable), the contractor is liable for non-compliances, rectification and associated fines thereof

3. This EMP does not exempt the Contractor from complying with other relevant legislations related to the construction activities.



a world class African city



ENVIRONMENTAL MANAGEMENT PLAN

		<ul style="list-style-type: none"> Ensure that all personnel on site are aware of the location of fire-fighting equipment on the site and how the equipment is operated. Suitably maintain fire-fighting equipment. Ensure that emergency procedures (in relation to fire, spills, contamination of the ground, accidents to employees, use of hazardous substances, etc.) are established prior to commencing construction. Make all emergency procedures available, including responsible personnel, contact details of emergency services, etc. to all the relevant personnel. Clearly demarcate emergency procedures at the relevant locations around the site. Secure the Site Camp, particularly to restrict Unauthorised access to fuels and other hazardous substances. Provide suitable emergency and safety signage on site and demarcate any areas which may pose a safety risk (including hazardous substances, deep excavations, etc.). Advise the ECO of any emergencies on site, together with a record of action taken. 	All Contractors	Before and during construction	and certificates Visual inspection	Number of safety / emergency incidents.
Response to environmental pollution	28	<ul style="list-style-type: none"> In the event of environmental pollution, e.g., through spillages, immediately stop the activity causing the problem. Maintain relevant Material Safety Data Sheets (MSDS) at the site for all potentially hazardous substances (as defined in the regulations for hazardous chemical substances). In the event of an emergency, procedures detailed in the MSDS shall be followed. Clean up any spills immediately, through containment and removal of free product and appropriate disposal of contaminated soils. 	All Contractors	Throughout construction	<ul style="list-style-type: none"> Maintain register of pollution events and response Following resumption of activities, frequently inspect repaired 	<ul style="list-style-type: none"> Number of incidents Time activities stopped Number of recurring Incidents Availability and 65completeness of register

DISCLAIMER

1.Should there be any other Environmental related activities issued as non-compliance during construction, the contractor is liable to comply with those requirements

2.Should the contractor deviate from the conditions and requirements of the EMP and/or Environmental Authorisation (if applicable), the contractor is liable for non-compliances, rectification and associated fines thereof

3. This EMP does not exempt the Contractor from complying with other relevant legislations related to the construction activities.



a world class African city



ENVIRONMENTAL MANAGEMENT PLAN

		<ul style="list-style-type: none"> • Immediately remediate and rehabilitate areas in the event of a spill of an environmentally hazardous substance. • Only resume activity once the problem has been stopped or (in the case of spillages) the pollutant can be captured without reaching the environment. Repair faulty equipment as soon as possible. • Treat hydrocarbon spills, e.g., during refuelling, with adequate absorbent material, which then needs to be disposed of at a suitable landfill. • Ensure a quantity of appropriate remedial agent, capable of containing and/or remediating a hydrocarbon spill is available on site at all times in case of an emergency spill. The material shall be capable of handling a spill of at least 200l. • Report all fuel, oil or hydraulic fluid spills to the JW EO/ECO so that appropriate clean-up measures can be implemented. • Report all incidents within 24 hours to JW environmental section. • All environmental incidents must be investigated within seven (7) working days. 			equipment to ensure proper functioning	
Storm Water Management	28	<p>Objective</p> <ul style="list-style-type: none"> • To minimise erosion of soil from site during construction. • To minimise deposition of soil into drainage. • Minimise loss of vegetation cover due to construction related activities. <p>Mitigation Measures</p> <ul style="list-style-type: none"> • Identify and demarcate construction areas for general construction work and restrict construction activity to these areas. Prevent unnecessary 	All Contractors	Throughout Construction	<ul style="list-style-type: none"> • Visual inspection. • Storm water management Plan. • Way-leave from JRA 	<ul style="list-style-type: none"> • Daily inspection checklist. • Incident register.

DISCLAIMER

- 1.Should there be any other Environmental related activities issued as non-compliance during construction, the contractor is liable to comply with those requirements
- 2.Should the contractor deviate from the conditions and requirements of the EMP and/or Environmental Authorisation (if applicable), the contractor is liable for non-compliances, rectification and associated fines thereof
3. This EMP does not exempt the Contractor from complying with other relevant legislations related to the construction activities.



a world class African city



ENVIRONMENTAL MANAGEMENT PLAN

		<p>destructive activity within construction areas (prevent over-excavations)</p> <ul style="list-style-type: none"> • Stockpile topsoil for re-use in rehabilitation phase. Maintain stockpile shape and protect from erosion. All stockpiles must be positioned at least 50 m away from drainage lines and wetlands. • Erosion control measures: Run-off control and attenuation on slopes (sandbags, logs), silt fences, storm water channels and catch-pits, shade nets, soil binding, geofabrics, hydro seeding or mulching over cleared areas. <ul style="list-style-type: none"> • Control depth of excavations and stability of cut faces/sidewalls. • Compile a comprehensive storm water management plan as part of the final design of the project and implement during construction and operation. 				
Re-vegetation, Rehabilitation, Reinstatement	29	<p>Objective To ensure re-vegetation and rehabilitation of disturbed areas is undertaken</p> <p>Legislation and Standards Conservation of Agricultural Resources Act (Act 43 of 1983) Environment Conservation Act (Act 73 of 1989) National Forestry Act (Act 84 of 1998) National Environmental Management Act 107 of 1998 and Gauteng Nature Conservation Bill, 2014.</p> <p>Mitigation measures In order to meet this goal, the following objective, actions, and monitoring requirements are relevant:</p> <ul style="list-style-type: none"> • Disturbed areas must be rehabilitated/re-vegetated with appropriate natural vegetation and/or local 	All Contractors	Throughout Construction	<ul style="list-style-type: none"> • Rehabilitation Plan • JW EMP • Visual inspection • Ecologist Specialist report • Environmental Authorisation/ GA • Practical and completion certificate. 	<ul style="list-style-type: none"> • Daily inspection checklist. • Rehabilitation report • Waste management collection report (Waste Disposal Certificate).

DISCLAIMER

1.Should there be any other Environmental related activities issued as non-compliance during construction, the contractor is liable to comply with those requirements

2.Should the contractor deviate from the conditions and requirements of the EMP and/or Environmental Authorisation (if applicable), the contractor is liable for non-compliances, rectification and associated fines thereof

3. This EMP does not exempt the Contractor from complying with other relevant legislations related to the construction activities.



a world class African city



ENVIRONMENTAL MANAGEMENT PLAN

	<p>seed mix. Re-use native/indigenous plant species removed from disturbance areas in the rehabilitation phase as per the re-vegetation and rehabilitation management plan.</p> <ul style="list-style-type: none"> • Alien/non-native species must not be used. If these are requested/ required by stakeholders, then this must be documented by contractor. • Re-vegetated areas may have to be protected from wind erosion and maintained until an acceptable plant cover has been achieved. • On-going alien plant monitoring and removal within the disturbed project footprint (where the initial clearing for construction took place) must be undertaken on all areas of natural vegetation on an annual basis. • All temporary facilities, equipment and waste materials must be removed from site and appropriately disposed of. • All temporary access road must be rehabilitated to their original condition • Necessary drainage works and anti-erosion measures must be installed, where required, to minimise loss of topsoil and control erosion. • On-going inspection of rehabilitated areas to determine effectiveness of rehabilitation measures implemented. • On-going alien plant monitoring and removal should be undertaken as per the approved Rehabilitation/Re-vegetation plan. <p>Management and Mitigation Requirement</p> <ul style="list-style-type: none"> • Conduct a detailed search of at the area. As a minimum, this should take place during the 			<ul style="list-style-type: none"> • Community Happy Letters. 	
--	---	--	--	--	--

DISCLAIMER

- 1.Should there be any other Environmental related activities issued as non-compliance during construction, the contractor is liable to comply with those requirements
- 2.Should the contractor deviate from the conditions and requirements of the EMP and/or Environmental Authorisation (if applicable), the contractor is liable for non-compliances, rectification and associated fines thereof
3. This EMP does not exempt the Contractor from complying with other relevant legislations related to the construction activities.



a world class African city



ENVIRONMENTAL MANAGEMENT PLAN

		<p>spring and summer months prior to impoundment so positive identification of flowering plants can be made. This should be done taking due cognisance of specialist studies already undertaken as part of the EIA process;</p> <ul style="list-style-type: none"> • Allow time for additional searches if these are deemed necessary, based on progress and diversity of plant species found; • Identify and physically mark all conservation worthy plants found on the ground; and • Capture markers and reference in a retrievable system, so that these can be located again for transplanting (e.g., using a combination of aerial photography, GPS, and GIS, as appropriate). 				
Practical and Final completion inspection	30	<ul style="list-style-type: none"> • Ensure that practical inspection is conducted before the Contractor hands over the project back to JW in order to ascertain if the reinstatement or rehabilitation has been done accordingly. • The snag list is to be compiled and accepted by all parties (JW CAPEX Representatives, JW environmental section as applicable, and appointed Contractor) All responsible personnel including Environmental representative sign both practical and final completion letter. 	CAPEX/ OHSE& DM/ All Contractors	During the final stage of project	<ul style="list-style-type: none"> • Meeting invite • Visual inspection 	<ul style="list-style-type: none"> • Meeting invite • Attendance register • Snag list • Signed practical and final completion inspection letter.
Final close out report	31	<ul style="list-style-type: none"> • Conduct final audit on site. • EO must ensure that audit reports are signed by RE/Engineer and Contractor. • Environmental File is returned to JW, after rehabilitation has been deemed successful. 	OHSE & DM	During the final stage of project.	<ul style="list-style-type: none"> • Final audit report. • Signing of Audit reports. 	<ul style="list-style-type: none"> • Final Audit report. • Signed Audit report. • Environmental file.

DISCLAIMER

1.Should there be any other Environmental related activities issued as non-compliance during construction, the contractor is liable to comply with those requirements

2.Should the contractor deviate from the conditions and requirements of the EMP and/or Environmental Authorisation (if applicable), the contractor is liable for non-compliances, rectification and associated fines thereof

3. This EMP does not exempt the Contractor from complying with other relevant legislations related to the construction activities.

ENVIRONMENTAL MANAGEMENT PLAN

Table 3: Environmental Management and Mitigation Measures that must be implemented during the Operational Phase

Operational Phase Measures						
Aspects	ID	Mitigation Measure/Procedure	Responsible	Implementation Timeframe	Monitoring Methods	Performance indicators
Waste Management	1	<p>Sanitation Facilities</p> <ul style="list-style-type: none"> Ablution facilities shall be provided on site. The positioning of the ablution facilities shall be done in consultation with Client and shall be placed so that it cannot contaminate the natural streams and rivers. One toilet shall be provided per 15 staff members on site. Toilets shall be positioned within walking distance of wherever employees are employed on the site. Toilets shall be provided with locks and doors shall be secured to prevent the toilets from blowing over. The toilets shall be placed outside of areas susceptible to flooding. Chemical toilets shall be serviced regularly by an authorised service provider and removed to a registered wastewater treatment works and disposal certificates shall be obtained from the waste disposal facility for each disposal and retained on site. Polluted run-off must be discharged in the local sewerage main and not overland or into public streams. In instances where a sewerage main is not available, polluted run-off will be collected in sub-surface tanks and a reputable effluent removal contractor will be contracted to dispose of the waste in an environmentally acceptable manner. Official documentation shall be obtained from the waste 	Johannesburg Water	During operation and maintenance activities	<ul style="list-style-type: none"> Visual inspection of Waste collection and disposal areas. Visual inspection of site. Check waste disposal slips. Monitor activities against JW Waste Management Plan. Waste Inventory Register. 	<ul style="list-style-type: none"> Presence of litter Availability of waste bins and skips. Degree to which rubbish bins and skips are filled Total volume of general and hazardous waste storage capacity Total volume of general and hazardous waste stored on site Degree to which different waste is separated. Frequency of waste collection. Total volume of recycled and reused waste.

DISCLAIMER

- Should there be any other Environmental related activities issued as non-compliance during construction, the contractor is liable to comply with those requirements
- Should the contractor deviate from the conditions and requirements of the EMP and/or Environmental Authorisation (if applicable), the contractor is liable for non-compliances, rectification and associated fines thereof
- This EMP does not exempt the Contractor from complying with other relevant legislations related to the construction activities.



a world class African city



ENVIRONMENTAL MANAGEMENT PLAN

		<p>disposal facility for each disposal and retained on site.</p> <ul style="list-style-type: none"> Any cooking on Site shall be done on well-maintained gas cookers with fire extinguishers present. No cooking shall be permitted to occur on open fires. Toilets situated close to the site boundaries or within sight of residential areas shall be hidden behind screens or other cover as approved by the Engineer. No spillage shall occur when the toilets are cleaned or emptied and the contents shall be properly stored and removed from site. Discharge of waste from toilets into the environment and burial of waste is strictly prohibited. All building rubble and rubble from the demolished structures, solid and liquid waste must be disposed of as necessary at an appropriately licensed refuse facility. Ensure that no refuse wastes are burnt on the premises or on surrounding premises. No fires will be allowed on site. <p>Contaminated water</p> <ul style="list-style-type: none"> Workshops, refuelling depots and washing areas shall be bunded. Any wastewater or spilled fuel collected within bunded areas around the refuelling area shall be disposed of as hazardous waste Wastewater containing hydrocarbons, paints oil etc. shall be treated as hazardous waste 				
Protection of Vegetation	2	<ul style="list-style-type: none"> Limit the footprint of the maintenance and operational activities to the minimum to minimise environmental damage. 	Johannesburg Water	<ul style="list-style-type: none"> During operation and maintenance activities/. 	Visual inspection	<ul style="list-style-type: none"> Incidents of vegetation damage.

DISCLAIMER

- Should there be any other Environmental related activities issued as non-compliance during construction, the contractor is liable to comply with those requirements
- Should the contractor deviate from the conditions and requirements of the EMP and/or Environmental Authorisation (if applicable), the contractor is liable for non-compliances, rectification and associated fines thereof
- This EMP does not exempt the Contractor from complying with other relevant legislations related to the construction activities.



a world class African city



ENVIRONMENTAL MANAGEMENT PLAN

		<ul style="list-style-type: none"> Designate vegetated areas outside the development footprint as “No go” areas. Limit the off-road driving within the Johannesburg Water Sites. Protected or endangered species of plants shall not be removed unless they are interfering with a structure. All trees and vegetation cleared from the site shall be cut into manageable lengths. Big trees with large root systems shall be cut manually and removed, as the use of a bulldozer will cause major damage to the soil when the root system are removed. Stumps shall be treated with herbicide. Protected or endangered species of plants shall not be removed unless they are interfering with a structure. Where such species have to be removed due to interference with a structure, the necessary permission and permits shall be obtained from Provincial Department of Agriculture and Rural Development. All protected species not to be removed must be clearly marked and such areas fenced off if required. The use of herbicides shall only be allowed after a proper investigation into the necessity, the type to be used, the long-term effects and the effectiveness of the agent. No scalping shall be allowed on any part of Johannesburg Water Sites. 		<ul style="list-style-type: none"> When necessary? is 		<ul style="list-style-type: none"> Number of incidents of disturbance of vegetation outside site boundary.
Alien invasive/weeds control	3	<ul style="list-style-type: none"> Some of the areas of JW area are covered with moderate to very dense invasive alien shrubs and trees. Clearing of such vegetation will be necessary 	Johannesburg Water	During operation and maintenance activities	<ul style="list-style-type: none"> Visual inspection. 	<ul style="list-style-type: none"> Daily inspections register. Incident register.

DISCLAIMER

- Should there be any other Environmental related activities issued as non-compliance during construction, the contractor is liable to comply with those requirements
- Should the contractor deviate from the conditions and requirements of the EMP and/or Environmental Authorisation (if applicable), the contractor is liable for non-compliances, rectification and associated fines thereof
- This EMP does not exempt the Contractor from complying with other relevant legislations related to the construction activities.



a world class African city



ENVIRONMENTAL MANAGEMENT PLAN

	<p>to gain access. However, clearing of this vegetation from the entire project area as far as possible will reduce the re-establishment rate of this vegetation over time, and will thus not only benefit the environment but also the proposed project and potential future phases of the project in the long term.</p> <ul style="list-style-type: none"> • The type of invasive, however, will require regular follow-up eradication of seedlings after clearing, as extensive seedbanks of these species are present underneath present infestations. • Wood from alien vegetation can be used. However, care must be taken not to leave any of the leaf- or seed material on the site where the vegetation was cleared. Rather, identify a particular area that no longer has any indigenous vegetation, demarcate that area and dump excess material of alien species there. • Once the material is sufficiently dry, it should be burned to destroy any regenerating capacity of stems and roots as well as seeds. • Only registered PCO with Certificate for competency to handle the hazardous substances (e.g., Herbicides) is allowed to use herbicide. • Only environmentally friendly herbicide is allowed within JW sites. • MSDS for the herbicides must be kept in the storage area. • Method Statement for applying and handling herbicides and Risk Assessment for applying and handling herbicides. • Appropriate PPE for handling herbicides. • Herbicides stored only in a designated storage. 			<ul style="list-style-type: none"> • Monitoring against Vegetation Management Plan. • PCO certificate. 	
--	---	--	--	--	--

DISCLAIMER

1. Should there be any other Environmental related activities issued as non-compliance during construction, the contractor is liable to comply with those requirements
2. Should the contractor deviate from the conditions and requirements of the EMP and/or Environmental Authorisation (if applicable), the contractor is liable for non-compliances, rectification and associated fines thereof
3. This EMP does not exempt the Contractor from complying with other relevant legislations related to the construction activities.



a world class African city



ENVIRONMENTAL MANAGEMENT PLAN

		<ul style="list-style-type: none"> • Empty containers of herbicides disposed of accordingly to the registered hazardous landfill site. • Proof of disposal provided to JW Environmental Section. 				
Sludge Management	4	<ul style="list-style-type: none"> • The sludge must be managed according to the sludge guideline. • All agreements or Contract must be placed in the file. • The sludge must be kept on a designated bunded and concrete lined drying bed. 	Johannesburg Water/Bulk Waste	During operations activities	<ul style="list-style-type: none"> • Visual inspection according to Sludge SOP. • Monitoring against Sludge Guideline. • Monitoring against WUL. 	<ul style="list-style-type: none"> • Sludge test report • Complaints register. • Sludge spill register. • Environmental Officers Internal WUL Audit Report.
Workshop and storage Area	5	<ul style="list-style-type: none"> • The siting of workshops, maintenance and refuelling sites and materials storage areas shall not be in the vicinity of sensitive sites e.g., wetlands, cultivated fields or drainage lines, or where local landowners can be disturbed. • Storm water shall be diverted around the storage area. Storm water falling on the storage area shall be discharged if it meets the required water quality standards. • Proper storage facilities, placed on an impermeable surface, shall be provided for the storage of oils, grease, fuels, chemicals, and other hazardous materials to be used during the construction phase of the project. If fuel is required on site, it shall be stored in a secure area in a steel tank supplied and maintained by the fuel suppliers. Leakage of fuel shall be avoided. 	Johannesburg Water	During operations and maintenance activities	<ul style="list-style-type: none"> • Visual inspection • SOP for handling hazardous substances. • MSDS register 	<ul style="list-style-type: none"> • Workshop and storage register. • MSDS register. • Incident register.

DISCLAIMER

- 1.Should there be any other Environmental related activities issued as non-compliance during construction, the contractor is liable to comply with those requirements
- 2.Should the contractor deviate from the conditions and requirements of the EMP and/or Environmental Authorisation (if applicable), the contractor is liable for non-compliances, rectification and associated fines thereof
3. This EMP does not exempt the Contractor from complying with other relevant legislations related to the construction activities.



a world class African city



ENVIRONMENTAL MANAGEMENT PLAN

	<ul style="list-style-type: none"> • An adequate bund walls, 110% of volume, shall be provided for fuel and diesel areas to accommodate any spillage or overflow from these substances. The area inside the bund wall shall be lined with an impervious lining to prevent infiltration of the fuel into the soil. • In addition, hazard signs indicating the nature of the stored materials shall be displayed on the storage facility or container and Material Safety Data Sheets (MSDS's) will be made available for all hazardous chemicals. Before containers or storage facilities are erected, emergency procedures in the event of misuse or spillage that may negatively affect an individual or the environment will be in place. • The storage facilities (including any tanks) shall be surrounded by a bund wall, in order to ensure that accidental spillage does not pollute local soil or water resources. • The storage areas shall not be utilised for accommodation purposes and shall be access controlled. • The storage area shall be kept tidy, and the area shall be rehabilitated after use. • An inventory of any hazardous chemicals/substances (including that within equipment) kept on site, along with a description of possible ill effects and treatment of health-related afflictions resulting from accidents, shall be kept in the storage area as well as by the appropriate manager. These areas shall be securely fenced. • Gas welding cylinders and LPG cylinders shall be stored in a secure, well-ventilated area. 				
--	--	--	--	--	--

DISCLAIMER

- 1.Should there be any other Environmental related activities issued as non-compliance during construction, the contractor is liable to comply with those requirements
- 2.Should the contractor deviate from the conditions and requirements of the EMP and/or Environmental Authorisation (if applicable), the contractor is liable for non-compliances, rectification and associated fines thereof
3. This EMP does not exempt the Contractor from complying with other relevant legislations related to the construction activities.



a world class African city



ENVIRONMENTAL MANAGEMENT PLAN

		<ul style="list-style-type: none"> • A notice board with the contact details of the responsible party shall be displayed at the gate to the storage area. • All vehicles and machinery will be inspected for any leaks or malfunctions regularly. Vehicle servicing or repairs is prohibited from site, unless in an emergency. • Drip trays shall be inspected and emptied daily and serviced when necessary. In particular drip trays shall be closely monitored during rain events to ensure that they do not overflow. The contents must be disposed of at a recognised site. • All repairs done on machinery using hydrocarbons as fuels or lubricants shall have a drip tray placed strategically to avoid incidental spillage. • Workers shall be made aware of the health risks associated with any hazardous substances used (e.g., smoking near refuelling depots), and shall be provided with appropriate protective clothing / equipment in case of spillages or accidents. • Cement shall be mixed on a plank, metal plate or a plank only or ready-mix trucks shall be used, and other potential environmental pollutants shall be stored at the designated area. There shall be no opportunity for environmental contamination. • Workshop areas shall be monitored for oil and fuel spills and such spills shall be cleaned and remediate to the satisfaction of the EO. • The site shall be in possession of an emergency spill kit that must be complete and available at all times on site. 				
Complaints	6	<ul style="list-style-type: none"> • Maintain complaints register for all complaints. The register must list: 	Johannesburg Water	During operations and maintenance activities	<ul style="list-style-type: none"> • Complaints register. 	<ul style="list-style-type: none"> • Availability of register on site

DISCLAIMER

- 1.Should there be any other Environmental related activities issued as non-compliance during construction, the contractor is liable to comply with those requirements
- 2.Should the contractor deviate from the conditions and requirements of the EMP and/or Environmental Authorisation (if applicable), the contractor is liable for non-compliances, rectification and associated fines thereof
3. This EMP does not exempt the Contractor from complying with other relevant legislations related to the construction activities.



a world class African city



ENVIRONMENTAL MANAGEMENT PLAN

		<ul style="list-style-type: none"> Complainant name and contact details. Date complaint was lodged. Person who recorded the complaint. Nature of the complaint. Actions taken to investigate the complaint and outcome of the investigation. Action taken to remedy the situation. Date on which feedback was provided to complainant. 			<ul style="list-style-type: none"> GDARD complaints reference number. 	<ul style="list-style-type: none"> Designated person to maintain register Complaints logged Complaints followed up and closed out.
Collection of water sample	7	<ul style="list-style-type: none"> Water sampling shall be undertaken at the selected sampling points as per the WUL. Any incident or non-compliance with the WUL parameters or DWS Water Quality Guidelines shall be reported accordingly and investigated Unused sampling bottle shall be disposed of accordingly. 	Johannesburg Water/CDYNA	During operation activities	<ul style="list-style-type: none"> Visual inspection. Online Lab reports 	<ul style="list-style-type: none"> Daily water sample report. Incident register.
Environmental Incident reporting and Emergency Response and Preparedness	8	<ul style="list-style-type: none"> NEMA Section 30 and 30A emergency incidents and situations must be reported to GDARD or DEA immediately after as an incident or situation occurs. NWA Section 20 emergency must be reported to DWS, mostly by Operations Department. This can be done via phone, fax, or email. JW must implement measures to contain the incident or situation immediately. Thereafter the Emergency Incident Report (EIR) or Emergency Situation Report (ESR) must be submitted to the authorities ASAP. The reports must provide as much information as possible, if not; the reports can be updated later as the investigation progresses. Not reporting an incident could result in the authorities issuing a directive or a compliance notice to the responsible person. 	Johannesburg Water Sites	During operation and maintenance activities.	<ul style="list-style-type: none"> Visual inspection. Flash report/ Incident investigation report. Section 30A Annexure A. JW Environmental Emergency Preparedness 	<ul style="list-style-type: none"> Incident register Bioremediation report. Section 30A Directive. Corrective Action Plan

DISCLAIMER

- Should there be any other Environmental related activities issued as non-compliance during construction, the contractor is liable to comply with those requirements
- Should the contractor deviate from the conditions and requirements of the EMP and/or Environmental Authorisation (if applicable), the contractor is liable for non-compliances, rectification and associated fines thereof
- This EMP does not exempt the Contractor from complying with other relevant legislations related to the construction activities.

ENVIRONMENTAL MANAGEMENT PLAN

		<ul style="list-style-type: none"> • Important Note: For Section 30A Emergency Situation, an oral or written directive must be obtained from GDARD or DEA before works can be undertaken in the watercourse to avoid undertaking listed activities without obtaining EA. • Johannesburg Water takes responsibility in order to effectively respond to emergency incidences such as fire, hydrocarbon and sewer spills or leakages, disturbance of wildlife and archaeological artefacts. The SHE Rep must conduct daily inspections to ensure that the required equipment needed to handle environmental incidents/ emergencies are readily available and in working condition. Quick response to an incident prevents escalation to an emergency: 			ess and Response Procedure.
--	--	--	--	--	-----------------------------

9. Water Management

- Water is a scarce resource and water shall be conserved wherever possible.
- Improved and protected watercourses to Class C classification which is moderately modified in terms of determined class of water resource and resource quality objectives of chapter 3 (Part 2) of National Water Act (Act 36 of 1998).
- Demand reduction/ Alternative sources.
- Building a water sensitive city.
- Well managed and maintained water infrastructure networks.

Water Usage	9.1	<ul style="list-style-type: none"> • The site must be kept tidy and hygienic at all times with special reference to sanitation & water management. • Maintain a monthly water usage. • Reporting of water pipe burst and damaged meters 	Johannesburg Water Sites	During operation	<ul style="list-style-type: none"> • Visual inspection • Meter readings 	<ul style="list-style-type: none"> • Records of Monthly water Usage.
Reduce water demand	9.2	<ul style="list-style-type: none"> • Implement effective demand-side management practices while exploring investment into smart infrastructure and alternative supplies to increase levels of net water savings. 	Johannesburg Water (Network)	During operation	<ul style="list-style-type: none"> • Monthly Monitoring • Monthly water 	<ul style="list-style-type: none"> • Records of percentage reduction on non-revenue water. • Records of Percentage

DISCLAIMER

- 1.Should there be any other Environmental related activities issued as non-compliance during construction, the contractor is liable to comply with those requirements
- 2.Should the contractor deviate from the conditions and requirements of the EMP and/or Environmental Authorisation (if applicable), the contractor is liable for non-compliances, rectification and associated fines thereof
3. This EMP does not exempt the Contractor from complying with other relevant legislations related to the construction activities.



a world class African city



ENVIRONMENTAL MANAGEMENT PLAN

		<ul style="list-style-type: none"> Establish Task Team with different law enforcement agencies to develop and implement solution for infrastructure abuse problem. Promote the implementation of Sustainable Urban Drainage System practice. 			management report	reduction of Rand Water system input volume.
Incentivise water saving interventions across domestic and economic sector users.	9.3	<ul style="list-style-type: none"> Implementation of command-and-control base mechanism that promote water saving (CoJ By-laws). Implementation of incentives base mechanism Develop partnerships beyond the City to encourage water savings. Expand current CoJ drought policy to build greater resilience of the water system. Integrate water conservation requirements in conditions of planning approval. Develop an awareness and communications campaign using available technology. 	Johannesburg Water	CoJ/Operations	<ul style="list-style-type: none"> Monthly water management report 	<ul style="list-style-type: none"> Records of reduction in annual water consumption per capita Water from alternative sources as % of total water supply
Rehabilitation/ Reinstatement	10	<ul style="list-style-type: none"> Clean up and remove any spills and contaminated soil in the appropriate manner. Ensure that no discarded materials are buried on site or on any other land not designated for this purpose. Rehabilitate any disturbed areas as soon as maintenance or construction in the area is complete. If disturbed areas are left to rehabilitate naturally, they must be frequently monitored and interventions put in place immediately should it become necessary. Special attention must be given to the potential for soil erosion and the associated environmental degradation. It is also essential to undertake alien vegetation control and management. 	Johannesburg Water	During operation and maintenance activities	<ul style="list-style-type: none"> EO compliance monitoring Visual inspection. Compliance inspection against rehabilitation plan. 	<ul style="list-style-type: none"> Inspection report. Audit report by External Auditor. Photos before and after.

DISCLAIMER

1.Should there be any other Environmental related activities issued as non-compliance during construction, the contractor is liable to comply with those requirements

2.Should the contractor deviate from the conditions and requirements of the EMP and/or Environmental Authorisation (if applicable), the contractor is liable for non-compliances, rectification and associated fines thereof

3. This EMP does not exempt the Contractor from complying with other relevant legislations related to the construction activities.



ENVIRONMENTAL MANAGEMENT PLAN

					• JW EMP.	
--	--	--	--	--	-----------	--

ENVIRONMENTAL MANAGEMENT PLAN – JOHANNESBURG WATER SOC LTD	Page Number
VOLUME 2.5 –JANUARY 2022 REVISION 05	Page 80 of 105

DISCLAIMER

- 1.Should there be any other Environmental related activities issued as non-compliance during construction, the contractor is liable to comply with those requirements
- 2.Should the contractor deviate from the conditions and requirements of the EMP and/or Environmental Authorisation (if applicable), the contractor is liable for non-compliances, rectification and associated fines thereof
3. This EMP does not exempt the Contractor from complying with other relevant legislations related to the construction activities.



ENVIRONMENTAL MANAGEMENT PLAN

6.1 Method Statement

The objective is to ensure all construction activities are undertaken with the appropriate level of environmental awareness to minimise environmental risk. The environmental specifications are required to be underpinned by a series of Method statements, within which the Contractors and Service Providers are required to outline how any identified environmental risks will practically be mitigated and managed for the duration of the contract, and how specifications within this EMPr will be met. That is, the Contractor will be required to describe how specified requirements will be achieved through the submission of written Method Statements to Johannesburg Water Environmental Section and ECO.

Method Statement is defined as “a written submission by the Contractor in response to the environmental specification or a request by the Site Manager, setting out the plan, materials, labour and method the Contractor proposes using to conduct an activity, in such detail that the Site Manager and Environmental Officers are able to assess whether the Contractor’s proposal is in accordance with the Specifications and/or will produce results in accordance with the Specifications”. The Method Statement must cover applicable details with regard to:

- Construction procedures
- Materials and equipment to be used
- Getting the equipment to and from site
- How the equipment/material will be moved while on-site
- How and where material will be stored
- The containment (or action to be taken if containment is not possible) of leaks or spills of any liquid or material that may occur
- Timing and location of activities
- Compliance/non-compliance with the Specifications, and
- Any other information deemed necessary by the Johannesburg Water.

The Contractor may not commence the activity covered by the Method Statement until it has been approved by the Site Manager, except in the case of emergency activities and then only with the consent of the Site Manager. Approval of the Method Statement will not absolve the Contractor from their obligations or responsibilities in terms of their contract.

Failure to submit a method statement may result in suspension of the activity concerned until such time as a method statement has been submitted and approved. The EO and ECO should monitor the construction activities to ensure that these are undertaken in accordance with the approved Method Statement.

ENVIRONMENTAL MANAGEMENT PLAN – JOHANNESBURG WATER SOC LTD	Page Number
VOLUME 2.5 –JANUARY 2022 REVISION 05	Page 81 of 105

DISCLAIMER

- 1.Should there be any other Environmental related activities issued as non-compliance during construction, the contractor is liable to comply with those requirements
- 2.Should the contractor deviate from the conditions and requirements of the EMP and/or Environmental Authorisation (if applicable), the contractor is liable for non-compliances, rectification and associated fines thereof
3. This EMP does not exempt the Contractor from complying with other relevant legislations related to the construction activities.



ENVIRONMENTAL MANAGEMENT PLAN

6.2 Monitoring

- Regular inspections of the site by EO/SHE and Environmental Reps
- Immediate reporting of ineffective sediment control systems.
- Public complaints register must be developed and maintained on site.

6.2.1 Monitoring Program

OBJECTIVE: Monitor the performance of the control strategies employed against environmental objectives and standards

A monitoring programme must be in place not only to ensure conformance with the EMP, but also to monitor any environmental issues and impacts which have not been accounted for in the EMP that are or could result in significant environmental impacts for which corrective action is required. The period and frequency of monitoring will be stipulated by the environmental authorisation (once issued). Where this is not clearly dictated, Johannesburg Water will determine and stipulate the frequency of monitoring required in consultation with the relevant authority. The contractor project manager will work with the site manager of the contractor to ensure that monitoring is conducted and reported.

The aim of the monitoring and auditing process would be to routinely monitor the implementation of the specified environmental specifications, in order to:

- Monitor and audit compliance with the prescriptive and procedural terms of the environmental specifications.
- Ensure adequate and appropriate interventions to address non-compliance.
- Ensure adequate and appropriate interventions to address environmental degradation.
- Provide a mechanism for the lodging and resolution of public complaints.
- Ensure appropriate and adequate record keeping related to environmental compliance.
- Determine the effectiveness of the environmental specifications and recommend the requisite changes and updates based on audit outcomes, to enhance the efficacy of environmental management on site.
- Aid communication and feedback to authorities and stakeholders.

6.2.2 Method of Monitoring

The Environmental Officer will ensure compliance with the EMP and will conduct monitoring activities. The EO will undertake site inspections monthly or as specified in the environmental authorisation once issued.

ENVIRONMENTAL MANAGEMENT PLAN – JOHANNESBURG WATER SOC LTD	Page Number
VOLUME 2.5 –JANUARY 2022 REVISION 05	Page 82 of 105

DISCLAIMER

1. Should there be any other Environmental related activities issued as non-compliance during construction, the contractor is liable to comply with those requirements
2. Should the contractor deviate from the conditions and requirements of the EMP and/or Environmental Authorisation (if applicable), the contractor is liable for non-compliances, rectification and associated fines thereof
3. This EMP does not exempt the Contractor from complying with other relevant legislations related to the construction activities.

6.2.3 Monitoring Reports

Environmental Monthly reports will be compiled by the EO monthly and must be submitted to Environmental Specialist. The report should include details of the activities undertaken in the reporting period, any non-conformances or incidences recorded, corrective action required and details of these non-conformances or incidents which have been closed out.

A document handling system must be established to ensure accurate updating of EMP documents, and availability of all documents required for the effective functioning of the EMP. The compiled environmental file must be ISO14001:2015 conformant as per JW environmental file specification (Annexure B). Supplementary EMP documentation could include:

- Method Statements.
- Environmental Action Plan
- Environmental File Site instructions.
- Emergency preparedness and response procedures.
- Record of environmental incidents.
- Non-conformance register
- Training records.
- Site inspection reports.
- Waste Register
- Water Usage Register
- Fauna and Flora Register
- Hazardous chemical Inventory list
- Monitoring reports.
- Auditing reports; and
- Public complaints register (single register for maintained for overall site).

Table 4: Monitoring Programme

ISSUE	FREQUENCIES OF MONITORING	RESPONSIBLE PERSON
WATER		
Prevention of water pollution	Weekly in rainy season	Contractor's Representative (CR)/ Johannesburg Water
Prevention of stagnant water on site.	Weekly in rainy season	
Proper functioning of sanitation facilities	Weekly	

DISCLAIMER

1. Should there be any other Environmental related activities issued as non-compliance during construction, the contractor is liable to comply with those requirements
2. Should the contractor deviate from the conditions and requirements of the EMP and/or Environmental Authorisation (if applicable), the contractor is liable for non-compliances, rectification and associated fines thereof
3. This EMP does not exempt the Contractor from complying with other relevant legislations related to the construction activities.



a world class African city



ENVIRONMENTAL MANAGEMENT PLAN

ISSUE	FREQUENCIES OF MONITORING	RESPONSIBLE PERSON
SOIL		
Surface or gully erosion on site	Weekly in rainy season	CR/JW
Soil contamination with oils	Monthly	CR/JW
If small, clean up. If large, appoint a suitable contractor for clean-up.	Immediately	CR/JW
Air		
Control domestic fires.	Weekly	CR/ JW
Heavy vehicle emission control.	Monthly	CR/JW
Dust control of access roads. Wetting when required.	Weekly inspection	CR
WASTE		
Efficiency of domestic waste collection.	Weekly	CR/JW
Prevention of burning of solid/liquid wastes on site.	Weekly	CR/JW
Proper collection and containment of liquid wastes (petroleum, oils, paints, resins & cooking oils)	Monthly	CR/JW
The recycling and/or disposal thereof.		
The collection and disposal of construction waste (concrete, wood, steel)	Biweekly	CR
Collection of hazardous waste.	Monthly Biweekly	CR/JW
		CR/JW
WILDLIFE		
Weed Control	On-going	CR/JW
Control of illegal hunting or snaring of game, birds, or other wild animals.	On-going	CR/JW
SOCIAL		
Inspect overall appearance of site.	Weekly	CR

DISCLAIMER

- Should there be any other Environmental related activities issued as non-compliance during construction, the contractor is liable to comply with those requirements
- Should the contractor deviate from the conditions and requirements of the EMP and/or Environmental Authorisation (if applicable), the contractor is liable for non-compliances, rectification and associated fines thereof
- This EMP does not exempt the Contractor from complying with other relevant legislations related to the construction activities.

ISSUE	FREQUENCIES OF MONITORING	RESPONSIBLE PERSON
(Paint work, cleanliness & housekeeping)	Daily	CR/JW
Resolve complaints	Daily	CR/JW
Monitor behaviour of labourers		
SAFETY		
Inspect road signs, pedestrian, and vehicle behaviour	At least once a week	CR/JW

6.3 Internal Audits and Reporting

Typically, an audit analyses the results obtained from monitoring, assesses whether objectives and targets have been met and whether there are variances from the stipulated EMP and legal requirements. In addition, the audit assesses whether EMP implementation has been undertaken according to planned arrangements and that the EMP itself is being appropriately updated. The audit should confirm that identified corrective actions have been undertaken and then assess the effectiveness of such actions. The timing of audits should be included in the implementation schedule in the EMP.

The key steps in a successful audit are:

- Establish audit procedures.
- Determine the frequency of audits.
- Ensure that the auditors are competent, in that they must be able to undertake the audit objectively and competently. Audits may be undertaken by internal or external parties, although certain I&AP requirements may define a need for external auditors.
- Maintain records of audits.

A procedure is to be developed by the project management team for conducting EMP audits, and should incorporate processes for scheduling and reporting, as well as the timing and frequency of the audits. This procedure should also address responsibilities and required resources. The EO is usually responsible for the maintenance of the environmental audit information that is required prior, during and

DISCLAIMER

1. Should there be any other Environmental related activities issued as non-compliance during construction, the contractor is liable to comply with those requirements
2. Should the contractor deviate from the conditions and requirements of the EMP and/or Environmental Authorisation (if applicable), the contractor is liable for non-compliances, rectification and associated fines thereof
3. This EMP does not exempt the Contractor from complying with other relevant legislations related to the construction activities.

after an audit. Internal audits must be undertaken by Johannesburg Water Environmental Section on monthly basis.

6.3.1 Monthly compliance rating

A monthly compliance rating will be calculated for each Principal Contractor as per a formula determined by Johannesburg Water SOC Ltd focussing on or incorporating outcomes of assurance (e.g., monthly audit), operational assessments and other requirements, as necessary. Johannesburg Water SOC Ltd reserves the right to adjust the monthly compliance calculation formula as and when required – each revision of the monthly compliance calculation formula will be communicated to the Principal Contractor before implementation (**Each Principal Contractor is required to maintain a minimum compliance rating of 93% (Ninety-Three Percent).**)

Table 5: Compliance Rating Protocol

Classification	Scoring	Classification description
Good	93 – 100%	Substantial compliance
Average	80-92%	Compliance status needs to be improved
Poor	61-79%	Methods to ensure compliance require substantial improvement
Very poor	<60%	Methods to ensure compliance failed completely - no system in place

6.3.2 Work Stoppage

Work stoppages will be identified for 2 (two) types of work stoppages to be implemented:

- Overall work stoppage – the Principal Contractor and its Contractors are not allowed to continue with any type of construction / site work up until the work stoppage has been closed-out.
- Activity work stoppage – The Principal Contractor and its Contractors are not allowed to continue with the specific activity / task / job up until the work stoppage has been closed-out (**Overall work stoppages will be issued where non-conformances are identified against the criteria in Annexure C).**

DISCLAIMER

1. Should there be any other Environmental related activities issued as non-compliance during construction, the contractor is liable to comply with those requirements
2. Should the contractor deviate from the conditions and requirements of the EMP and/or Environmental Authorisation (if applicable), the contractor is liable for non-compliances, rectification and associated fines thereof
3. This EMP does not exempt the Contractor from complying with other relevant legislations related to the construction activities.



ENVIRONMENTAL MANAGEMENT PLAN

6.4 Environmental Awareness Plan

OBJECTIVE: Ensure all operation personnel have the appropriate level of environmental awareness and competence to ensure continued environmental due diligence and on-going minimisation of environmental harm (Environmental Awareness Plan).

To achieve effective environmental management, it is important that Contractors and site employees are aware of the responsibilities in terms of the relevant environmental legislation and the contents of this EMP. Johannesburg Water is responsible for informing its employees and contractors (transportation contractor) of their environmental obligations in terms of the environmental specifications, and for ensuring that employees are adequately experienced and properly trained in order to execute the works in a manner that will minimise environmental impacts. Johannesburg Water’s obligations in this regard include the following:

- Employees must have a basic understanding of the key environmental features of the depot and its surrounding environment.
- Ensuring that a copy of the EMP is readily available on-site and that all site staff is aware of the location and has access to the document.
- Employees must be familiar with the requirements of the EMP and the environmental specifications as they apply to the operation of the facility.
- Ensuring that, prior to commencing any new site works, all employees have attended an Environmental Awareness Training course. The course must provide the site staff with an appreciation of the project’s environmental requirements, and how they are to be implemented.
- Awareness of any other environmental matters, which are deemed to be necessary by the depot manager.
- Ensure that construction workers have received basic training in environmental management, including the storage and handling of hazardous substances, minimise of disturbance to sensitive areas (wetland), management of waste and prevention of water pollution
- Records must be kept of those that have completed the relevant training.
- Training should be done either in a written or verbal format but must be in an appropriate format and language for the receiving audience

ENVIRONMENTAL MANAGEMENT PLAN – JOHANNESBURG WATER SOC LTD	Page Number
VOLUME 2.5 –JANUARY 2022 REVISION 05	Page 87 of 105

DISCLAIMER

- 1.Should there be any other Environmental related activities issued as non-compliance during construction, the contractor is liable to comply with those requirements
- 2.Should the contractor deviate from the conditions and requirements of the EMP and/or Environmental Authorisation (if applicable), the contractor is liable for non-compliances, rectification and associated fines thereof
3. This EMP does not exempt the Contractor from complying with other relevant legislations related to the construction activities.



ENVIRONMENTAL MANAGEMENT PLAN

- Refresher sessions must be held to ensure the operating staffs are aware of their environmental obligations.

Therefore, prior to the commencement of construction activities on site and before any person commences with work on site thereafter, adequate environmental awareness and responsibility are to be appropriately presented to all staff present onsite, clearly describing their obligations towards environmental controls and methodologies in terms of this EMP. This training and awareness will be achieved in the following ways:

6.4.1 Environmental Awareness and Training

Environmental Awareness and Training must be undertaken by the Environmental Officer or SHE/ELO and must take the form of an on-site talk and demonstration by the Environmental Officer before the commencement of construction activities on site. A record of attendance of this training must be maintained by the Environmental Liaison Officer/SHE Officer on site.

6.4.2 Formal Environmental Training

NB: JW must ensure that there is a budget allocated for environmental formal training in CAPEX projects for the skills development of contractor staff, development of community where project is being undertaken. The principal Contractor shall identify short courses and include them on the training matrix that can be done on site during project duration. The following are some of the trainings that can be done on site:

- ISO14001:2015 Environmental Management System Awareness
- Handling of beehives
- Snake awareness and handling
- Environmental legal Liability.
- Waste Management
- Environmental Site Representative
- Recycling
- Grass cutting training

The principal Contractor must ensure that they are appointing a registered company that meet all the requirements and before appointment of service provider, the files shall be submitted to Environmental Section for evaluation.

ENVIRONMENTAL MANAGEMENT PLAN – JOHANNESBURG WATER SOC LTD	Page Number
VOLUME 2.5 –JANUARY 2022 REVISION 05	Page 88 of 105

DISCLAIMER

- 1.Should there be any other Environmental related activities issued as non-compliance during construction, the contractor is liable to comply with those requirements
- 2.Should the contractor deviate from the conditions and requirements of the EMP and/or Environmental Authorisation (if applicable), the contractor is liable for non-compliances, rectification and associated fines thereof
3. This EMP does not exempt the Contractor from complying with other relevant legislations related to the construction activities.



ENVIRONMENTAL MANAGEMENT PLAN

6.4.3 Induction Training

Environmental induction training must be presented to all persons who are to work on the site, be it for short or long durations. Contractors or Engineers staff, site staff, sub-contractors, or visitors to site. This induction training should include discussing Johannesburg Water’s environmental policy and values, the function of the EMP and the importance and reasons for compliance to these. The induction training must highlight overall dos and don’ts on site and clarify the repercussions of not complying with these. The reporting procedure must be explained during the induction as well. Opportunity for questions and clarifications must form part of this training. A record of attendance of this training must be maintained by the SHE officer on site.

6.4.4 Toolbox Talks

Toolbox talks should be held on a scheduled and regular basis (at least once a month) where the foreman/site supervision manager, environmental and safety representative and all employees on site hold talks relating to environmental practices and safety awareness on site. These talks should also include discussions on possible common incidents occurring on site and the prevention of reoccurrence thereof. Records of attendance and the awareness talk subject must be kept on file.

6.5 Erosion Management Plan

The objective to control soil erosion from an ecological perspective is:

- To reduce the effects of raindrop splash erosion on exposed soil surfaces.
- To keep rainwater on the soil surface for as long as possible to increase the infiltration rate and reduce surface runoff.
- To reduce the speed of surface runoff to reduce the erosion effect of the soil surface.
- To provide methods to retain soil, debris, seed banks and organic matter being carried away by runoff.
- To improve water retention of the area (Coetzee, 2005).

a) Areas with a high soil erosion potential on the site

Areas identified as being of high soil erosion potential on the site include:

- Any areas without vegetation cover

ENVIRONMENTAL MANAGEMENT PLAN – JOHANNESBURG WATER SOC LTD	Page Number
VOLUME 2.5 –JANUARY 2022 REVISION 05	Page 89 of 105

DISCLAIMER

1. Should there be any other Environmental related activities issued as non-compliance during construction, the contractor is liable to comply with those requirements
2. Should the contractor deviate from the conditions and requirements of the EMP and/or Environmental Authorisation (if applicable), the contractor is liable for non-compliances, rectification and associated fines thereof
3. This EMP does not exempt the Contractor from complying with other relevant legislations related to the construction activities.

- Excavated areas
- Steep areas
- Areas which undergo overland flow of water.
- Areas close to water
- Irrigated areas
- Compacted areas
- Rivers
- Drainage lines
- Any areas where developments cause water flow to accelerate on a soil surface.

If any erosion features are present as a result of the activities mentioned above the ELO must:

Assess the situation.

- Take photographs of the soil degradation.
- Determine the cause of the soil erosion.
- Inform and show the relevant contractors the soil degradation.
- Inform the contractor that rehabilitation must take place and that the contractor is to implement a rehabilitation method statement and management plan.
- Monitor that the contractor is taking action to stop the erosion and assist them where needed.
- The progress of the rehabilitation must be monitored weekly and recorded in the site diary.
- All actions with regards to the incidents must be reported on in the monthly Audit report.
- If the erosion incident has not been addressed by the contractor within 14 days of you reporting it, the Johannesburg Water 's Environmental Section must be informed.

The contractor/ developer (with the EO's consultation) must:

- Select a system to treat the erosion
- Design the treatment system
- Implement the system
- Monitor the area to see if the system functions like it should, if it the system fails adapt or adjust the system to ensure erosion is controlled.

ENVIRONMENTAL MANAGEMENT PLAN – JOHANNESBURG WATER SOC LTD	Page Number
VOLUME 2.5 –JANUARY 2022 REVISION 05	Page 90 of 105

DISCLAIMER

- 1.Should there be any other Environmental related activities issued as non-compliance during construction, the contractor is liable to comply with those requirements
- 2.Should the contractor deviate from the conditions and requirements of the EMP and/or Environmental Authorisation (if applicable), the contractor is liable for non-compliances, rectification and associated fines thereof
3. This EMP does not exempt the Contractor from complying with other relevant legislations related to the construction activities.

- Monitoring must continue until the area has been stabilized

b) General Erosion

The civil works contractor may use the following instruments to combat erosion when necessary:

- Reno matrices
- Slope attenuation
- Shade catches nets
- Mulching
- Hydro-seeding or transplanting
- Re-vegetating
- Tilling (roughing the surface)

c) Erosion Management control measures

- Areas susceptible to erosion must be protected by appropriate measures and repair of any damage caused by erosion due to construction activities must be undertaken as soon as possible.
- Minimise erosion and sedimentation into water courses through effective stabilisation (gabions and reno-mattresses) and re-vegetation of disturbed riverbanks (Refer to rehabilitation specifications and erosion control measures below).
- Stabilisation of sandy, dispersive slopes or slopes steeper than 1:3 will be required. Ensure that bare soil is covered, and hydro seeded to reduce topsoil loss.
- Ensure that all soil surfaces are protected by vegetation or a covering to avoid the surface being eroded by wind or water.
- Ensure that heavy machinery don't compact areas that are not meant to be compacted as this will result in compacted hydrophobic, water repellent soils which increase the erosion potential of the area.

ENVIRONMENTAL MANAGEMENT PLAN – JOHANNESBURG WATER SOC LTD	Page Number
VOLUME 2.5 –JANUARY 2022 REVISION 05	Page 91 of 105

DISCLAIMER

1. Should there be any other Environmental related activities issued as non-compliance during construction, the contractor is liable to comply with those requirements
2. Should the contractor deviate from the conditions and requirements of the EMP and/or Environmental Authorisation (if applicable), the contractor is liable for non-compliances, rectification and associated fines thereof
3. This EMP does not exempt the Contractor from complying with other relevant legislations related to the construction activities.

d) Surface water control measures

- Prevent the concentration or flow of surface water or storm water down cut or fill slopes or along pipeline routes or roads and ensure measures to prevent erosion are in place prior to construction.
- Storm water and any runoff generated by hard surfaces should be discharged into retention swales or areas with rock riprap.
- These areas should be grassed with indigenous vegetation.
- These energy dissipation structures should be placed in a manner that flows are managed prior to being discharged back into the natural water courses, thus not only preventing erosion, but also supporting the maintenance of natural base flows within these systems, i.e., hydrological regime (water quantity and quality) is maintained.
- Mitigate against siltation and sedimentation using the above-mentioned structures and ensure that all structures do not cause erosion.
- Ensure that all storm water control features have soft engineered areas that attenuate flows, allowing for water to percolate into the local aquifers.
- Minimise and restrict site clearing to areas required for construction purposes only and restrict disturbance to adjacent undisturbed natural vegetation.
- Vegetation clearing should occur in parallel with the construction progress to minimize erosion and/or run-off. Large tracts of bare soil will either cause dust pollution or quickly erode and then cause sedimentation in the lower portions of the catchment.
- Minimise the diversion of flows into different catchments.
- If implementing dust control measures, prevent over-wetting, saturation and run-off that may cause erosion and sedimentation.
- Water course (stream) crossings should not trap any run-off, thereby creating inundated areas, but allow for free-flowing water courses.

ENVIRONMENTAL MANAGEMENT PLAN – JOHANNESBURG WATER SOC LTD	Page Number
VOLUME 2.5 –JANUARY 2022 REVISION 05	Page 92 of 105

DISCLAIMER

1. Should there be any other Environmental related activities issued as non-compliance during construction, the contractor is liable to comply with those requirements
2. Should the contractor deviate from the conditions and requirements of the EMP and/or Environmental Authorisation (if applicable), the contractor is liable for non-compliances, rectification and associated fines thereof
3. This EMP does not exempt the Contractor from complying with other relevant legislations related to the construction activities.

e) Environmental Incident/Accident

All environmental related incidents should be reported to environmental section. The ELO should compile and keep an Incidents and Accidents Register on the file/book in which all environmental related incidents and accidents are recorded, e.g., chemical spills, fires, accidents involving workers and vehicles, etc.

The following information must be recorded in the Incidents Register:

- The name and contact details of the persons involved
- The person recording the incident
- The date and time of incident
- The nature, extent, and cause of the accident
- The name and contact details of any persons notified of the incident
- The actions taken to deal with the incident and whether the accident has been sufficiently
- Dealt with additional steps required to prevent recurrence of the incident.

7. RECORD KEEPING, COMPLIANCE AND PENALTIES

Various records will be kept on site for monitoring purposes these include but not limited to:

- Copy of Environmental Management Plan
- Approved Environmental Method Statements
- Environmental Authorisation
- Environmental induction attendance register
- Hazardous chemicals register
- Waste disposals register and disposal certificates
- Oil/fuel spill register

Records of non-compliance shall also be kept on record and will include the nature and magnitude of the non-compliance in a register, the action taken to discontinue the non-compliance, the action taken to mitigate its effects and the results of the actions. External complaints received regarding activities on the construction site pertaining to the environment shall be recorded in public complaints register and

ENVIRONMENTAL MANAGEMENT PLAN – JOHANNESBURG WATER SOC LTD	Page Number
VOLUME 2.5 –JANUARY 2022 REVISION 05	Page 93 of 105

DISCLAIMER

1. Should there be any other Environmental related activities issued as non-compliance during construction, the contractor is liable to comply with those requirements
2. Should the contractor deviate from the conditions and requirements of the EMP and/or Environmental Authorisation (if applicable), the contractor is liable for non-compliances, rectification and associated fines thereof
3. This EMP does not exempt the Contractor from complying with other relevant legislations related to the construction activities.



ENVIRONMENTAL MANAGEMENT PLAN

the response noted with the date and action taken. This record shall be submitted with the monthly reports and a verbal report given at the monthly site meetings. A score of 90% is required for the Monthly Audit undertaken by the Johannesburg Water 's Environmental Officers.

8. DECOMMISSIONING

Objective

- To avoid and or minimise the potential environmental and social impacts associated with the decommissioning phase

Mitigation Measures

Mitigation measures as detailed in the construction phase on the EMP regarding impacts on flora, fauna, habitats, and wetlands would be applicable to this phase.

- Rehabilitation to be undertaken in terms of specifications outlined in the Rehabilitation section of this EMP as well as in terms of any specific requirements applicable at the time.
- Johannesburg Water EO will need to supervise and monitor all decommissioning activities as per the snag list.
- All disturbed areas should be rehabilitated closer to its original state and more.

ENVIRONMENTAL MANAGEMENT PLAN – JOHANNESBURG WATER SOC LTD	Page Number
VOLUME 2.5 –JANUARY 2022 REVISION 05	Page 94 of 105

DISCLAIMER

- 1.Should there be any other Environmental related activities issued as non-compliance during construction, the contractor is liable to comply with those requirements
- 2.Should the contractor deviate from the conditions and requirements of the EMP and/or Environmental Authorisation (if applicable), the contractor is liable for non-compliances, rectification and associated fines thereof
3. This EMP does not exempt the Contractor from complying with other relevant legislations related to the construction activities.



ENVIRONMENTAL MANAGEMENT PLAN

Retainable Annexure A (Ref: Annexure 5 of JW 6.4): Acknowledgement of EMP specification by the Contractor.

Environmental Requirement for Contractors and Suppliers working for Johannesburg Capital Expenditure (CAPEX) projects	Unique no	JWEMP:122017
	Revision no	00

I, the undersigned, hereby acknowledge that I have obtained copies of the following listed documentation and confirm that I fully understand the contents thereof and the consequences of non-compliance. The Contractor furthermore reiterates its commitment to compliance of the requirements contained within the following provided documentation:

Name of the Contractor	
Vendor Number	
Project Number	
Scope of Work	
Declaration by Capital Expenditure Projects Contractor	
<ul style="list-style-type: none"> • I undertake to adhere to the requirements as set out in: <ul style="list-style-type: none"> - Johannesburg Water Environmental Management Plan and Waste Management Plan - Environmental requirements for Contractors working on Capital Expenditure Projects • I undertake to comply with all applicable environmental legal and other requirements. • Undertake to comply with Johannesburg Water 's environmental standards, policies, and procedures where applicable. • I pledge to inform all staff of their role in managing environmental impacts on site. • I am fully aware that incidents must be reported within 24 hours of occurrence. • I pledge to always implement environmental best practice on site during the contract. • I pledge that all non-conformances issued to us will be addressed promptly. 	

DISCLAIMER

1. Should there be any other Environmental related activities issued as non-compliance during construction, the contractor is liable to comply with those requirements
2. Should the contractor deviate from the conditions and requirements of the EMP and/or Environmental Authorisation (if applicable), the contractor is liable for non-compliances, rectification and associated fines thereof
3. This EMP does not exempt the Contractor from complying with other relevant legislations related to the construction activities.



a world class African city



ENVIRONMENTAL MANAGEMENT PLAN

I hereby acknowledge that I have obtained copies of Johannesburg Water Environmental Management Plan and Waste Management Plan and confirm that I fully understand the contents thereof and the consequences of non-compliance. The Contractor furthermore reiterates their commitments to compliance of the requirements contained within the following provided documentations and conform to all above mentioned requirements.

Signed at on this Day of 20.....

Contractor Representative Name:	Signature:	Date:
Designation:		
JW Project Engineer/Manger (Witness) Name:	Signature:	Date:


DISCLAIMER

- Should there be any other Environmental related activities issued as non-compliance during construction, the contractor is liable to comply with those requirements
- Should the contractor deviate from the conditions and requirements of the EMP and/or Environmental Authorisation (if applicable), the contractor is liable for non-compliances, rectification and associated fines thereof
- This EMP does not exempt the Contractor from complying with other relevant legislations related to the construction activities.



ENVIRONMENTAL MANAGEMENT PLAN

Annexure B: Contractors Environmental File Evaluation Form

 <p style="font-size: small;">a world class African city</p>	<h3>CONTRACTORS ENVIRONMENTAL FILE EVALUATION FORM</h3> <p>A minimum score of 80% is required on all sections for the approval of the submitted Environmental file System. Failure to achieve the required score will result in non-approval of the Environmental file, and the project will not commence prior file approval.</p>		
ENVIRONMENTAL SYSTEM EVALUATION OUTCOME			
AVERAGE SCORE OBTAINED			
0.00%			
APPROVED/REJECTED			
EVALUATED BY:	REVIEWED BY:		
DESIGNATION:	DESIGNATION:		
SIGNATURE:	SIGNATURE:		
DATE:	DATE:		
APPROVED/REJECTED BY:			
ACKNOWLEDGED BY:			
DESIGNATION:			
SIGNATURE:			
DATE:			
PROJECT DETAILS			
Contract Number			
Project Title			
Name of Contractor			
Is the project screened?	<table border="1" style="width: 100%; border-collapse: collapse;"> <tr> <td style="width: 50%; text-align: center;">YES/NO</td> <td style="width: 50%; text-align: center;">IF NO</td> </tr> </table>	YES/NO	IF NO
YES/NO	IF NO		
Construction activities/work (including site establishment) should ONLY commence when after the project is Screened			

DISCLAIMER

- 1.Should there be any other Environmental related activities issued as non-compliance during construction, the contractor is liable to comply with those requirements
- 2.Should the contractor deviate from the conditions and requirements of the EMP and/or Environmental Authorisation (if applicable), the contractor is liable for non-compliances, rectification and associated fines thereof
3. This EMP does not exempt the Contractor from complying with other relevant legislations related to the construction activities.



a world class African city



ENVIRONMENTAL MANAGEMENT PLAN

Specialist Studies/Report		
Environmental Authorisation (If applicable)		
Water Use Licence /General Authorisation (If applicable)		
SCORE ANALYSIS		
	Satisfactory (Approved)	Requirements have been met
0.00%	Unsatisfactory (Not Approved)	Requires substantial improvement / partially achieved
ENVIRONMENTAL REQUIRED DOCUMENTS		
1	Copy EMP and signed acknowledgement letter for JW EMP	0
2	SHE/ELO appointment letter	0
3	Contractor Environmental Induction presentation	0
3	Environmental Toolbox talk and copy of attendance register template	0
5	Environmental Objective (Site specific)	0
6	Environmental Policy Statement	0
7	Registers	0
3	Legal Register (Site specific)	0
9	Environmental Aspect and Impact register (site specific)	0
10	Permit register	0
11	Non-Conformance Register	0
12	Waste register template	0
13	Complaint register	0
14	Incident register	0

DISCLAIMER

- Should there be any other Environmental related activities issued as non-compliance during construction, the contractor is liable to comply with those requirements
- Should the contractor deviate from the conditions and requirements of the EMP and/or Environmental Authorisation (if applicable), the contractor is liable for non-compliances, rectification and associated fines thereof
- This EMP does not exempt the Contractor from complying with other relevant legislations related to the construction activities.



ENVIRONMENTAL MANAGEMENT PLAN

15	Method statement register	0
16	Hazardous substances register	0
17	Daily Environmental checklist/ weekly checklist and spill kit checklist	0
18	Spill kit checklist	0
19	Method statements or procedures	0
20	Document control procedure	0
21	Storm water management plan/ Erosion control	0
22	Alien invasive and weeds control plan	0
23	Hazardous Management Plan/ Procedure (i.e., handling of hazardous substances)	0
24	Method statement for the activities to be undertake/ (include environmental aspects on the technical MS)	0
25	Waste management plan/ Method statement for waste management	0
26	Incident report template (Flash report/Investigation report)	0
3	Emergency Response Plan	0
28	Training Matrix	0
29	Dust Management Plan or Method Statement for dust suppression	0
30	Contractor Audit procedure/template	0
31	Rehabilitation Plan or Method Statement for Rehabilitation/Reinstatement	0
TOTAL		0

DISCLAIMER

- Should there be any other Environmental related activities issued as non-compliance during construction, the contractor is liable to comply with those requirements
- Should the contractor deviate from the conditions and requirements of the EMP and/or Environmental Authorisation (if applicable), the contractor is liable for non-compliances, rectification and associated fines thereof
- This EMP does not exempt the Contractor from complying with other relevant legislations related to the construction activities.



ENVIRONMENTAL MANAGEMENT PLAN

Annexure C: Environmental Work instruction

<p>ENVIRONMENTAL MANAGEMENT (EM) SITE INSTRUCTION</p> <p>Document No: JW- EMS-HO—R014</p>	
<ol style="list-style-type: none"> 1. All JW rules and regulation including JW Environmental Management Plan and other applicable legislation, standard and by-laws must be adhered to at all times. 2. Copies of Environmental Authorisation, Water Use License/General Authorization, Rehabilitation plan, EMP shall be kept on site (where applicable). 3. All JW sites must have waste bins, drip trays, spill kit and designated hazardous storage (where applicable). 4. Only registered Waste Service providers who comply with National Environmental Management Waste Act and Municipal By-laws shall be appointed. 5. No burning or burying of waste is allowed on site. 6. The conservation of water and the use of energy efficiently shall be implemented in all JW sites. 7. The letter from City Parks for occupying the open space shall be received and kept in the file and if the land belongs to the private owner, the copy of an agreement letter shall be kept in the file (where applicable). 8. The photos are taken before and during and after the project (where applicable). 9. The Environmental file must be approved before the commencement of works on site (where applicable). 10. The Environmental file will be kept on site all the times and shall be made available to competent authority and JW environmental representative (where applicable). 11. Rehabilitation/ reinstatement of the site must be done as per the JW EMP, rehabilitation method statement. 12. The hazardous waste must only be stored not more than 90 days on site as per the legislation. 13. Only asbestos registered service providers shall be appointed to handle and dispose asbestos to registered landfill site. 14. No mixing of general and hazardous waste will be allowed. 15. No cutting of trees is allowed on site without permit. 16. If archaeological artefacts or anything of heritage importance are found at JW sites/ servitude Environmental Section must be informed. 17. Everyone working within JW sites shall familiarize with the EMP requirements and other applicable JW environmental procedures. 18. All the environmental incidents shall be reported within 24 hours to JW environmental Section. 	

ENVIRONMENTAL MANAGEMENT PLAN – JOHANNESBURG WATER SOC LTD	Page Number
VOLUME 2.5 –JANUARY 2022 REVISION 05	Page 100 of 105

DISCLAIMER

1. Should there be any other Environmental related activities issued as non-compliance during construction, the contractor is liable to comply with those requirements
2. Should the contractor deviate from the conditions and requirements of the EMP and/or Environmental Authorisation (if applicable), the contractor is liable for non-compliances, rectification and associated fines thereof
3. This EMP does not exempt the Contractor from complying with other relevant legislations related to the construction activities.



a world class African city



ENVIRONMENTAL MANAGEMENT PLAN

19. Ensure that all JW employees and its service providers or suppliers receive environmental induction.
20. All work must be carried out under close supervision by the competent persons.
21. Repetitive findings or non-compliances shall be avoided.
22. Topsoil stockpile shall be protected by erosions control berms if it is exposed to a period of 14 days during wet season (where applicable).
23. Only 150mm of topsoil shall be removed and stockpile at a height of not more than 1m.
24. All hazardous material must be stored on a bunded and ventilated storage, and MSDS must be available for all of them.
25. No painting or marking of natural features is allowed on site.
26. Pollution of the environment shall be prevented all the times.
27. No leaking mobile plant is allowed on site.
28. Dust control measures shall be implemented on site (where applicable).
29. No sewer spillage shall spill into the storm water or the watercourse.
30. All environmental related incidents and/or emergencies shall be investigated within 48 hours from the date of notice.
31. Killing of fauna and/or Avifauna is prohibited.
32. Alien invasive and weeds must be eradicated.
33. Fumigation shall be done by trained personnel that is registered with DAFF.
34. No smoking is allowed in restricted areas. All such areas are posted appropriately.
35. Personal protective equipment is required to be worn at all times in production areas.
36. Maintain good housekeeping in your work area.
37. Keep fire lanes, roadways, walkways, and aisles free and clear of material.
38. The use of unsafe or defective equipment or tools is not permitted.
39. A contractor or subcontractor shall leave no unused materials on site. At the completion of a project the contractor shall remove all unused material and all waste shall be properly disposed of at a registered landfill site.
40. Any contractor or subcontractor found to be in violation of any EH&S rules can be ejected or escorted off premises if deemed necessary.
41. This file shall be kept on site and will be available at all times to the JW Reps and authorities (upon request).

ACKNOWLEDGEMENT BY MANAGER/CONTRACTOR

I, _____ the Manager/Contractor, do hereby declare that my site/company

DISCLAIMER

1.Should there be any other Environmental related activities issued as non-compliance during construction, the contractor is liable to comply with those requirements

2.Should the contractor deviate from the conditions and requirements of the EMP and/or Environmental Authorisation (if applicable), the contractor is liable for non-compliances, rectification and associated fines thereof

3. This EMP does not exempt the Contractor from complying with other relevant legislations related to the construction activities.





a world class African city



ENVIRONMENTAL MANAGEMENT PLAN

_____ acknowledges having read and understood the conditions contained in this document and furthermore, the employees agree to abide by these conditions.

CONTRACTOR/FACILITY	REP.	SIGNATURE	DATE
ENVIRONMENTAL SITE INSTRUCTION		Document No: JW- EMS-HO- R014	  a world class African city
Name of Contractor/Facility			
Responsible Manager/ Engineer			
Project No. (<i>where applicable</i>):	Date Issued:	Date of Inspection:	
Environmental Representative:	Designation:		
<i>Should the responsible persons fail to comply with any term of this instruction, JW may demand compliance in writing from the defaulting party. Should the defaulting party fail to comply within the stipulated time frames, JW shall take the necessary steps to remedy the situation.</i>	PROJECT DESCRIPTION		
Reference No. of Non-Conformances	Action Required		
EM-1.			
EM-2.			

DISCLAIMER

- Should there be any other Environmental related activities issued as non-compliance during construction, the contractor is liable to comply with those requirements
- Should the contractor deviate from the conditions and requirements of the EMP and/or Environmental Authorisation (if applicable), the contractor is liable for non-compliances, rectification and associated fines thereof
- This EMP does not exempt the Contractor from complying with other relevant legislations related to the construction activities.



a world class African city



ENVIRONMENTAL MANAGEMENT PLAN

EM-3.	
EM-4.	
EM-5.	
EM-6.	
EM-7.	
EM-8.	
EM-9.	
EM-10.	
Received & Acknowledged by	Signature
Responsible Manager/Contractor	
Responsible Consultant (<i>where applicable</i>)	
JW Environmental Representative	
JW Project Inspector / Engineer (<i>where applicable</i>)	
Contractor SHE/EL Officer (<i>where applicable</i>)	
COMMENTS BY RESPONSIBLE MANAGER/ENGINEER:	Target date for corrections
	Accepted/Acknowledged by Manager/Contractor

DISCLAIMER

- 1.Should there be any other Environmental related activities issued as non-compliance during construction, the contractor is liable to comply with those requirements
- 2.Should the contractor deviate from the conditions and requirements of the EMP and/or Environmental Authorisation (if applicable), the contractor is liable for non-compliances, rectification and associated fines thereof
3. This EMP does not exempt the Contractor from complying with other relevant legislations related to the construction activities.



a world class African city



ENVIRONMENTAL MANAGEMENT PLAN

COMMENTS BY CONTRACTOR (*WHERE APPLICABLE*):

Follow up comments by
JW Environmental Representative

DISCLAIMER

- 1.Should there be any other Environmental related activities issued as non-compliance during construction, the contractor is liable to comply with those requirements
- 2.Should the contractor deviate from the conditions and requirements of the EMP and/or Environmental Authorisation (if applicable), the contractor is liable for non-compliances, rectification and associated fines thereof
3. This EMP does not exempt the Contractor from complying with other relevant legislations related to the construction activities.

Annexure D: Johannesburg Water General Surface Rehabilitation Specification


Johannesburg Water General Surface Rehabilitation Specification

Doc No: JW-EMS-CAPEX-T040
Effective Date:14/9/2021

No.	Description	Unit	A	B	C	D	E=A*B*C*D
			Quantity	Master Rate	Multiplication factor	Weighting factor 1	Amount (Rands)
1	Rehabilitation Plan	m2	0	10.05	1	1	0
2	Rehabilitation of disturbed area/s including roads (prepare the ground/level profiling,soil surfaces including	m2	0	22.05	1	1	0
2	Replacement/import of topsoil (if required)	m2	0	22.05	1	1	0
3	Planting of grass/hydroseeding (Including hydro seeding seed mix ratio).	m2	0	22.05	1	1	0
4	Maintainance for 3 month (weed removal, replanting, soil conditioner, erosion repairs ect.)	m2	0	17.4	1	1	0
5	Rehabilitation close-out report	m2	0	10.05	1	1	0
6	Bioremediation (process to be determined if required)	m2	0	22.05	1	1	0
Sub Total 1							0
1	Preliminary and General		0		weighting factor 2		0
					1		
2	Contingencies				0		0
Subtotal 2							0.00
VAT (15%)							0.00
Grand Total							0

DISCLAIMER

- 1.Should there be any other Environmental related activities issued as non-compliance during construction, the contractor is liable to comply with those requirements
- 2.Should the contractor deviate from the conditions and requirements of the EMP and/or Environmental Authorisation (if applicable), the contractor is liable for non-compliances, rectification and associated fines thereof
3. This EMP does not exempt the Contractor from complying with other relevant legislations related to the construction activities.

 Johannesburg Water	OCCUPATIONAL HEALTH & SAFETY (OHS) SPECIFICATION	
	PROJECT NUMBER:	JW 14060RRR
	PROJECT LOCATION:	Northern Wastewater Treatment Works
	PROJECT DESCR:	Northern Wastewater Treatment Works Dewatering Building Belt Press Replacement and Associated Ancillaries

ANNEXURE 5:
JW 6.4 (RETURNABLE ANNEXURE A)

 Johannesburg Water	OCCUPATIONAL HEALTH & SAFETY (OHS) SPECIFICATION	
	TENDER NUMBER:	JW 14060RRR
	PROJECT LOCATION:	Northern Wastewater Treatment Works
PROJECT DESCRIPTION:	Northern Wastewater Treatment Works Dewatering Building Belt Press Replacement and Associated Ancillaries	

Returnable Annexure A: Acknowledgement of SHE Specification & Annexures

DECLARATION BY CONTRACTOR

I, the undersigned, and representing the tenderer as indicated hereby acknowledge that I have obtained copies of the following listed documentation and confirm that I fully understand the contents thereof and confirm compliance thereto in the event of being successful:

- OHS Specification (Volume 2)
- Annexure 1: Baseline Risk Assessment
- Annexure 2: Medical Screening Policy
- Annexure 3: Sign off form
- Annexure 4: Environmental Management Plan

We furthermore commit to:

- Comply with all applicable SHE related legal and other requirements.
- Inform all staff of their role in managing environmental impacts and safety hazards on site.

Signed at on this Day of 20.....

Name of tenderer	
Name of Authorized person	
Authorized Signature*	

**Signature must be as per form T2.12 as applicable*