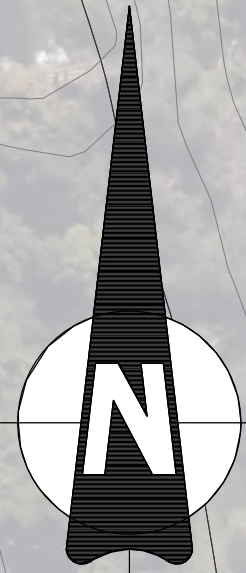


Coordinate List		
Lo 29		
WALTER SISULU		
MH	YLo	XLo
Const:		
MH01	116 180.658	2 887 574.473
MH02	116 156.453	2 887 543.461
MH03	116 121.880	2 887 527.569
MH04	116 082.421	2 887 477.389
MH05	116 063.152	2 887 452.929

Pipe Data List					
MH - MH		Length	Dia.	MATERIAL	CLASS
WALTER SISULU		(m)	(mm)		
MH01	- MH02	20	355	PE100 HDPE	PN8
MH02	- MH03	38.6	355	PE100 HDPE	PN8
MH03	- MH04	25	355	PE100 HDPE	PN8
MH04	- MH05	32.2	355	PE100 HDPE	PN8

Pipe Material List		
Diameter (mm)	Class	Length (m)
355 PE100 HDPE	PN8	115.80
Total length:		115.80



COPYRIGHT:
This document and all the information thereon remains the property of Johannesburg Water SOC Ltd and may not be copied, reproduced or transmitted in part or in full without the written consent of Johannesburg Water SOC Ltd. This document should not be relied on nor used in circumstances other than those for which it was originally prepared and for which Johannesburg Water SOC Ltd was commissioned, as defined on this drawing. Refer to the contract for full terms and conditions.

Johannesburg Water SOC Ltd shall not be liable for the consequences of using this document other than for the purpose for which it was commissioned. Any user and any other person using or relying on the document for such other purpose will by such use or reliance be taken to confirm his agreement to indemnify Johannesburg Water SOC Ltd for all loss or damage results there from.

SEWER:

- 1.ALL PIPES TO BE LAID IN ACCORDANCE WITH SANS 1200, LATEST REVISION AND THE REQUIREMENTS OF JOHANNESBURG WATER SOC LTD.
- 2.ALL PIPES TO LAID UNDER TRENCH CONDITIONS UNLESS OTHERWISE SHOWN.
- 3.ALL CONSTRUCTION WORK TO BE CARRIED OUT IN STRICT ACCORDANCE WITH REQUIREMENTS OF JOHANNESBURG WATER
- 4.SEWERS GENERALLY 1.5m FROM BOUNDARIES UNLESS OTHERWISE SHOWN.
- 5.DO NOT SCALE FROM THESE DRAWINGS.
- 6.THIS DRAWING MUST BE READ IN CONJUNCTION WITH THE STANDARD SPECIFICATIONS FOR MUNICIPAL CIVIL ENGINEERING WORKS.
- 7.THE FINAL PIPE ROUTE TO BE DETERMINED ON SITE AFTER EXPOSING OF EXISTING SERVICES.
- 8.ALL WORKS TO BE APPROVED BY EMPLOYEE AGENT REPRESENTATIVE BEFORE CONSTRUCTION.
- 9.CONTRACTOR TO CONFIRM LEVELS OF EXISTING PIPES BEFORE COMMENCING CONSTRUCTION.
- 10.POSITIONS OF ALL EXISTING SERVICES ARE APPROXIMATED AND MUST BE VERIFIED ON SITE.
- 11.ALL MATERIALS USED IN INSTALLING SEWER MAINS SHALL COMPLY WITH THE RELEVANT SABS SPECIFICATION AND WITH THE MINIMUM REQUIREMENTS OF JOHANNESBURG WATER (SOC) LTD.
- 12.THE POSITION AND DEPTH OF ALL EXISTING SERVICES ON THE SITE AND OFF THE SITE WHERE AFFECTED BY THE WORKS SHALL BE CONFIRMED PRIOR TO ANY CONSTRUCTION WORK ON THE INSTALLATION OF WATER OR SEWER MAINS BEING COMMENCED.
- 13.THE CONTRACTOR SHALL CARRY OUT WORKS TO TIE-IN CONNECTIONS TO EXISTING SEWER MANHOLES AND MAINS.
- 14.POSITIONS OF ALL EXISTING SERVICES ARE APPROXIMATED AND MUST BE VERIFIED ON SITE BY ENGINEER REPRESENTATIVE AND CONTRACTOR.

PIPE ANCHOR
1.GRADE: BETWEEN 1:10 AND 1:6: ANCHOR BLOCKS SHALL BE INSTALLED AT INTERVALS NOT EXCEEDING 12 METERS.

SEWER MANHOLES
1 SEWER MANHOLES ARE TO BE SPACED AT A MAXIMUM OF 80 METERS.

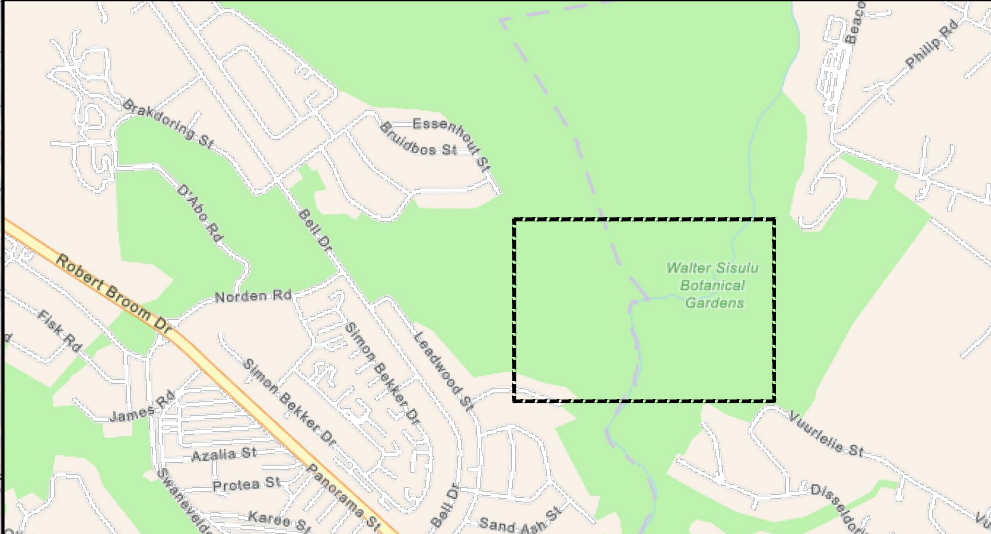
LEGEND

- NEW 355mmØ HDPE PE100 PN8 SEWER PIPE
- NEW SEWER MANHOLE
- DIRECTION OF FLOW
- EXISTING SEWER PIPE
- EXISTING SEWER MANHOLE
- CONTOURS

REFER TO DRAWING No:

JW....BG-LAY-S01: LAYOUT PLAN
JW....BG-LS-S01: LAYOUT AND LONG 1

LOCALITY:



ISSUE FOR TENDER


CONSULTING ENGINEERS
CAPEX - ENGINEERING SERVICE UNIT
TURBINE HALL - 3RD FLOOR
65 NTEMI PILISO STREET
NEWTOWN
JOHANNESBURG
2113

DESIGNED	D.RAMAHLO	23 October 2024
SIGNATURE:		
DRAWN	M.I.BALLIM	23/10/2024
SIGNATURE:		
CHECKED	T.RAMATLO	23 October 2024
SIGNATURE:	pp	
APPROVED BY:	T.MPANDAGUTA	
SIGNATURE:		201170150 ECSA REG. No.



JOHANNESBURG WATER SOC Ltd
TURBINE HALL
65 NTEMI PILISO STREET
NEWTOWN
JOHANNESBURG
2113
TEL: +27 (0)11 688 1400
FAX: +27(0)11 688-1528

Municipality:



Project description:

WALTER SISULU - BOTANICAL GARDENS
SEWER PIPE REPLACEMENT PROJECT
LAYOUT PLAN

SCALE

1:1000

AMENDMENTS

REV	DESCRIPTION	DATE	BY	APV
A	ISSUE FOR POR	2023/09/20	MB	TM
B	ISSUE FOR DDR	2024/10/23	MB	TM
C	ISSUE FOR TENDER	2024/10/24	MB	TM

DRAWING No: JW.....BG-LAY-S01

UR 1300	SEWER	C
PROJECT No:	DISCIPLINARY	REV:
A1	1	1
ORIGINAL PAGE SIZE		
FILE No:		