Coordinate List

Lo 27

Node	Y Lo	X Lo
Const:		
W190	101 170.440	2 879 153.658
W191	101 141.349	2 879 157.352
W192	101 112.257	2 879 161.046
W193	101 083.166	2 879 164.740
W194	101 054.074	2 879 168.434
W195	101 024.983	2 879 172.129
W196	100 995.891	2 879 175.823
W197	100 966.800	2 879 179.517
W198	100 937.708	2 879 183.211
W199	100 908.617	2 879 186.905
W200	100 897.209	2 879 210.202
W201	100 904.792	2 879 236.624
W202	100 912.376	2 879 263.047
W203	100 919.959	2 879 289.469
W204	100 927.543	2 879 315.891
W205	100 935.126	2 879 342.314
W206	100 942.710	2 879 368.736
W207	100 950.293	2 879 395.159
W208	100 957.877	2 879 421.581
W209	100 965.460	2 879 448.003
W210	100 938.012	2 879 471.441
W211	100 909.670	2 879 476.707
W212	100 881.328	2 879 481.972
W213	100 852.986	2 879 487.238
W214	100 824.644	2 879 492.504
W215	100 821.220	2 879 499.324
W216	100 836.511	2 879 527.020
W217	100 851.801	2 879 554.716
W218	100 867.092	2 879 582.412

Pipe Data List

Node	-	Node	Length (m)	Dia. (mm)	MATERIAL	CLASS
Craigavon						
W190		W191	29.33	900	PE100 HDPE	PN16
W191	-	W192	29.33	900	PE100 HDPE	PN16
W192	-	W193	29.33	900	PE100 HDPE	PN16
W193	-	W194	29.33	900	PE100 HDPE	PN16
W194	-	W195	29.33	900	PE100 HDPE	PN16
W195	-	W196	29.33	900	PE100 HDPE	PN16
W196	-	W197	29.33	900	PE100 HDPE	PN16
W197	-	W198	29.33	900	PE100 HDPE	PN16
W198	-	W199	29.32	900	PE100 HDPE	PN16
W199	-	W200	25.94	900	PE100 HDPE	PN16
W200	-	W201	27.49	900	PE100 HDPE	PN16
W201	-	W202	27.49	900	PE100 HDPE	PN16
W202	-	W203	27.49	900	PE100 HDPE	PN16
W203	-	W204	27.49	900	PE100 HDPE	PN16
W204	-	W205	27.49	900	PE100 HDPE	PN16
W205	-	W206	27.49	900	PE100 HDPE	PN16
W206	-	W207	27.49	900	PE100 HDPE	PN16
W207	-	W208	27.49	900	PE100 HDPE	PN16
W208	-	W209	27.49	900	PE100 HDPE	PN16
W209	-	W210	36.09	900	PE100 HDPE	PN16
W210	-	W211	28.83	900	PE100 HDPE	PN16
W211	-	W212	28.83	900	PE100 HDPE	PN16
W212	-	W213	28.83	900	PE100 HDPE	PN16
W213	-	W214	28.83	900	PE100 HDPE	PN16
W214	-	W215	7.63	900	PE100 HDPE	PN16
W215	-	W216	31.64	900	PE100 HDPE	PN16
W216	-	W217	31.64	900	PE100 HDPE	PN16
W217	-	W218	31.64	900	PE100 HDPE	PN16

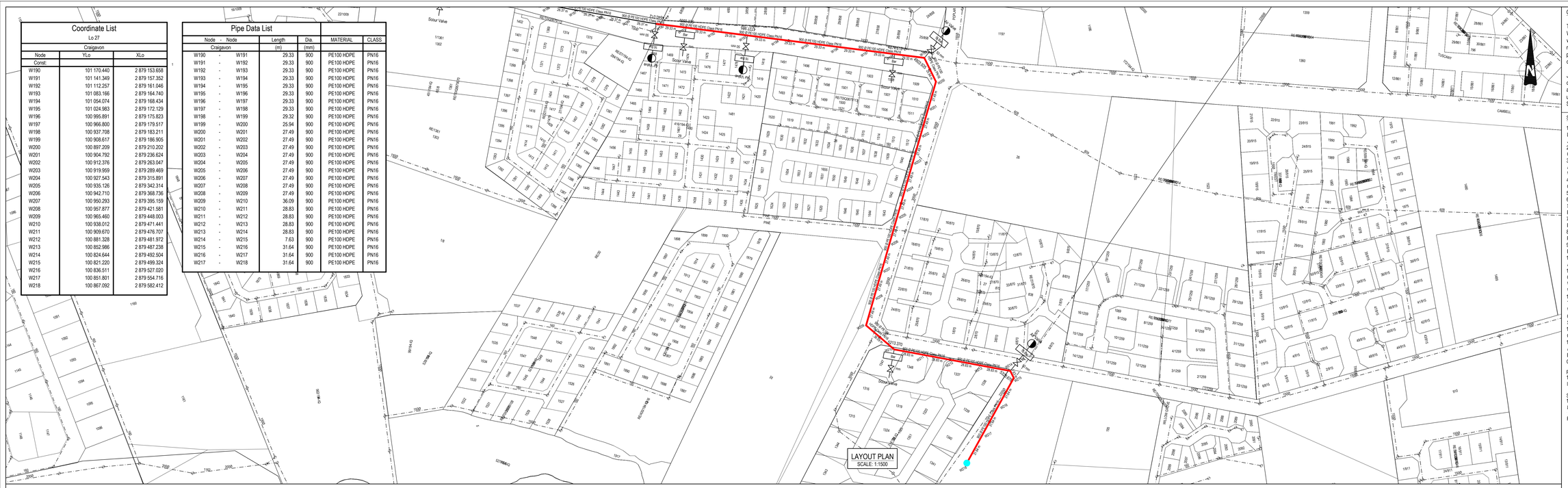

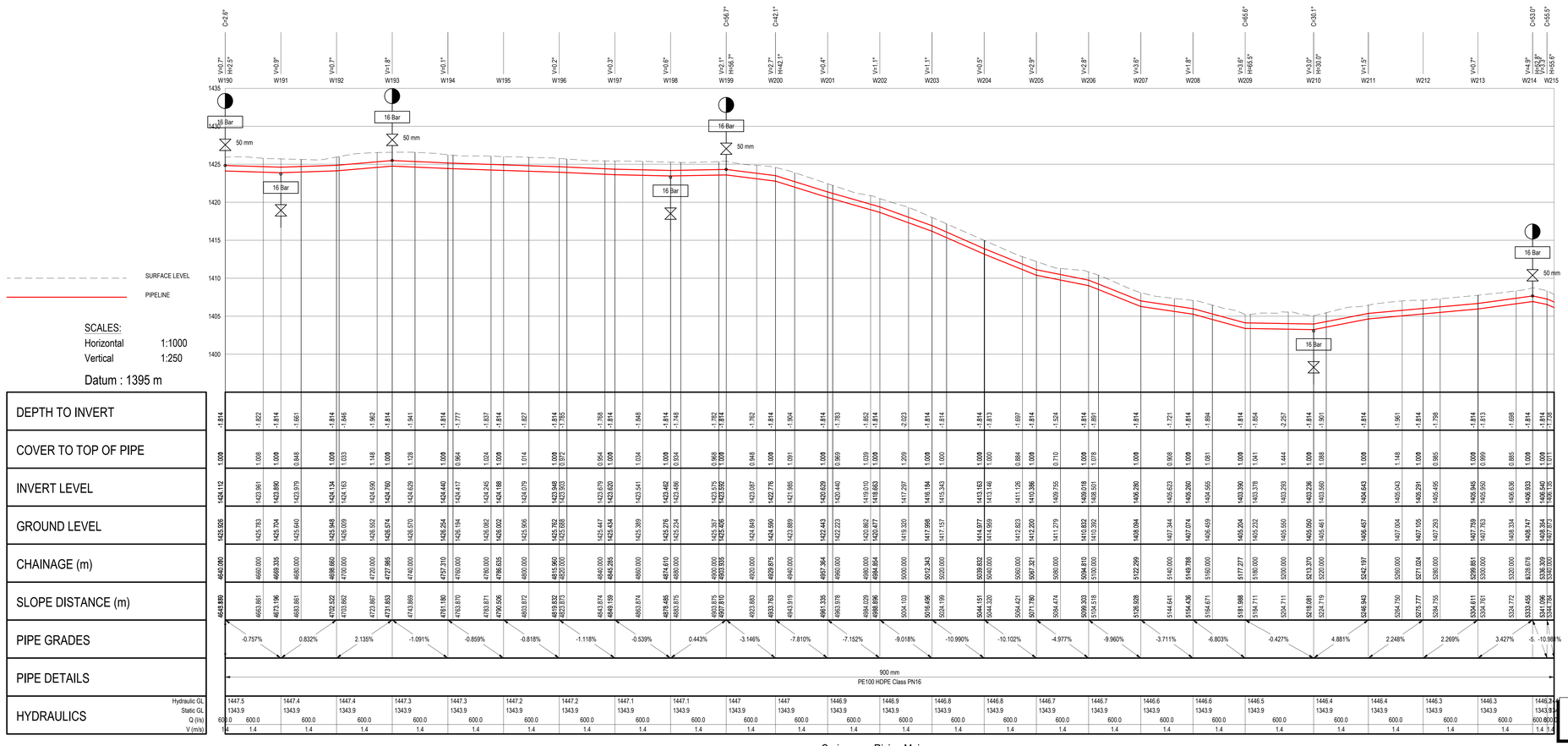

SCALES:
Horizontal 1:1000
Vertical 1:250

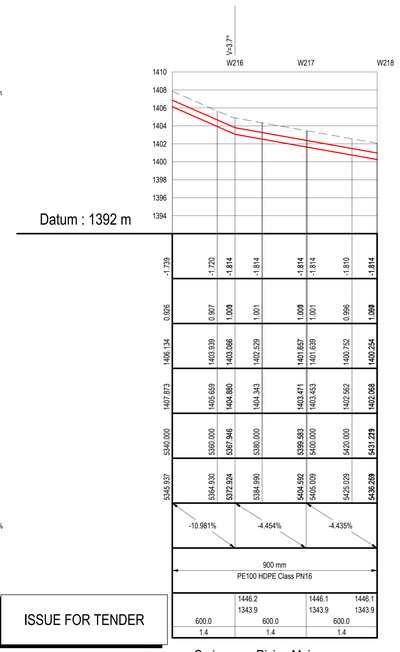

ISSUE FOR TENDER

COPYRIGHT:

This document and all the information thereon remains the property of Johannesburg Water SOC Ltd and may not be copied, reproduced or transmitted in part or in full without the written consent of Johannesburg Water SOC Ltd. This document should not be relied on nor used in circumstances other than those for which it was originally prepared and for which Johannesburg Water SOC Ltd was commissioned, as defined on this drawing. Refer to the contract for full terms and conditions.

Johannesburg Water SOC Ltd shall not be liable for the consequences of using this document other than for the purpose for which it was commissioned. Any user and any other person using or relying on the document for such other purpose will by such use or reliance be taken to confirm his agreement to indemnify Johannesburg Water SOC Ltd for all loss or damage results there from.

SEWER:

1. ALL PIPES TO BE LAID IN ACCORDANCE WITH SANS 1200, LATEST REVISION AND THE REQUIREMENTS OF JOHANNESBURG WATER SOC LTD.
2. ALL PIPES TO LAID UNDER TRENCH CONDITIONS UNLESS OTHERWISE SHOWN.
3. ALL CONSTRUCTION WORK TO BE CARRIED OUT IN STRICT ACCORDANCE WITH REQUIREMENTS OF JOHANNESBURG WATER.
4. SEWERS GENERALLY 1.5m FROM BOUNDARIES UNLESS OTHERWISE SHOWN.
5. DO NOT SCALE FROM THESE DRAWINGS.
6. THIS DRAWING MUST BE READ IN CONJUNCTION WITH THE STANDARD SPECIFICATIONS FOR MUNICIPAL CIVIL ENGINEERING WORKS.
7. THE FINAL PIPE ROUTE TO BE DETERMINED ON SITE AFTER EXPOSING OF EXISTING SERVICES.
8. ALL WORKS TO BE APPROVED BY EMPLOYEE AGENT REPRESENTATIVE BEFORE CONSTRUCTION.
9. CONTRACTOR TO CONFIRM LEVELS OF EXISTING PIPES BEFORE COMMENCING CONSTRUCTION.
10. POSITIONS OF ALL EXISTING SERVICES ARE APPROXIMATED AND MUST BE VERIFIED ON SITE.
11. ALL MATERIALS USED IN INSTALLING SEWER MAINS SHALL COMPLY WITH THE RELEVANT SABS SPECIFICATION AND WITH THE MINIMUM REQUIREMENTS OF JOHANNESBURG WATER (SOC) LTD.
12. THE POSITION AND DEPTH OF ALL EXISTING SERVICES ON THE SITE AND OFF THE SITE WHERE AFFECTED BY THE WORKS SHALL BE CONFIRMED PRIOR TO ANY CONSTRUCTION WORK ON THE INSTALLATION OF WATER OR SEWER MAINS BEING COMMENCED.
13. THE CONTRACTOR SHALL CARRY OUT WORKS TO TIE-IN CONNECTIONS TO EXISTING SEWER MANHOLES AND MAINS.
14. POSITIONS OF ALL EXISTING SERVICES ARE APPROXIMATED AND MUST BE VERIFIED ON SITE BY ENGINEER REPRESENTATIVE AND CONTRACTOR.

PIPE ANCHOR
1. GRADE: BETWEEN 1:10 AND 1:6: ANCHOR BLOCKS SHALL BE INSTALLED AT INTERVALS NOT EXCEEDING 12 METERS.

SEWER MANHOLES
1. SEWER MANHOLES ARE TO BE SPACED AT A MAXIMUM OF 80 METERS.

PLEASE NOTE:
- STREET NAMES EXTRACTED FROM IMQS.

LEGEND

- NEW SEWER PIPE
- NEW SEWER MANHOLE
- DIRECTION OF FLOW
- NEW SEWER PIPE AND MANHOLE NOT WITHIN INDICATED LONG SECTION/S
- EXISTING SEWER PIPE
- EXISTING SEWER MANHOLE
- CONTOURS
- 1:100yr FLOOD LINE
- PACKAGE BOUNDARY

DRAWING REFERENCE:

JW14460-CRA-GACLP-S01:	GENERAL LAYOUT PLAN
JW14460-CRA-COR-S01:	COORDINATES TABLE
JW14460-CRA-LAY-S01:	LAYOUT PLAN PACKAGE 1 SHEET 1
	LAYOUT PLAN PACKAGE 1 SHEET 2
JW14460-CRA-LAY-S02:	LAYOUT PLAN PACKAGE 2 SHEET 1
	LAYOUT PLAN PACKAGE 2 SHEET 2
	LAYOUT PLAN PACKAGE 2 SHEET 3
JW14460-CRA-LS-S01:	PACKAGE 1 LONG SECTION SHEET 1
	PACKAGE 1 LONG SECTION SHEET 2
	PACKAGE 1 LONG SECTION SHEET 3
JW14460-CRA-LS-S02:	PACKAGE 2 LONG SECTION SHEET 1
	PACKAGE 2 LONG SECTION SHEET 2
	PACKAGE 2 LONG SECTION SHEET 3
	PACKAGE 1 LONG SECTION SHEET 4
	PACKAGE 1 LONG SECTION SHEET 5
JW14460-CRA-VCD-S01:	TYPICAL AIR VALVE CHAMBER DETAIL
JW14460-CRA-VCD-S02:	TYPICAL SCOUR VALVE CHAMBER DETAIL
JW100-DET02-W01:	BEDDING DETAIL
JW100-DET01-S01:	MANHOLE DETAILS FOR SEWER
JW100-DET02-S01:	SEWER ERF CONNECTIONS
JW100-DET01.1-W01:	NAMEBOARD

LOCALITY PLAN:

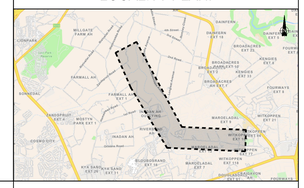

CONSULTING ENGINEERS
CAPEX - ENGINEERING SERVICE UNIT
TURBINE HALL - 3RD FLOOR
65 NTEMI PILISO STREET
NEWTOWN
JOHANNESBURG
2113

DESIGNED	N.NKOSI	16/09/2024
	SIGNATURE:	
DRAWN	M.I.BALLIM	25/09/2024
	SIGNATURE:	
CHECKED	N.NKOSI	25/09/2024
	SIGNATURE:	
APPROVED BY:	T.MPANDAGUTA	
	SIGNATURE:	201170150 ECSA REG. No:

Johannesburg Water

JOHANNESBURG WATER SOC Ltd
TURBINE HALL
65 NTEMI PILISO STREET
NEWTOWN
JOHANNESBURG
2113
TEL: +27 (0)11 688 1400
FAX: +27(0)11 688-1528

Municipality: Joburg — a world class African city

Project description:

UPGRADING OF INCHANGA SEWER RISING MAIN
PACKAGE 1
LAYOUT AND LONG SECTION
W 190 - W 218

SCALE: AS SHOWN

AMENDMENTS

REV	DESCRIPTION	DATE	BY	APV
A	PRELIMINARY DESIGN REPORT	2023/03/03	MIB	T.M
B	DETAILED DESIGN REPORT	2024/06/10	MIB	T.M
C	ISSUE FOR TENDER	2024/09/10	MIB	T.M

DRAWING No: JW14460-CRA-LS-S01

UR1404	SEWER	–	C
PROJECT No.	DISCIPLINARY		REV.

A0 — ORIGINAL PAGE SIZE

SHEET 1 OF 3

FILE No.